


# S-8000

## 1/4" x 1-1/4" Fuse blocks



### Product features

- For 1/4" x 1-1/4" (6 x 32 mm) fuses
- High voltage rating (Up to 600 V)
- Bolt-in, snap-in and DIN-rail mounting available
- Compact, tight cluster mounting
- Multiple types of terminal options
- Clips are made of bright tin-plated, spring bronze
- Anti-rotational pin available
- Thermoplastic base meets UL94 V-0

### Agency information

- UL Recognized: E14853
- CSA Certified: 47235



### Environmental compliance



### General specifications

- Relative Temperature Index (RTI)
  - Bolt-in +130 °C
  - Snap-in +110 °C
- Operating temperature:
  - 55 °C to +70 °C
  - 55 °C to +50 °C (Snap-in)

### Packaging prefix

- Blank- (Qty varies with number of poles)
- BK- (QTY varies with number of poles)

### Ordering part number

#### Bolt-in mounting

	BK-S-8	1	02-6	-R
Packaging prefix				
Family name				
Terminal type:				
Terminal angle:				
Number of poles:				
RoHS compliant				

#### Snap-in and DIN-rail mounting

	BK-S-8	0	01-1	SNP-R
Packaging prefix				
Family name				
Terminal type:				
Terminal angle:				
Number of poles:				
Mounting style:				
RoHS compliant				

Terminal type: 0= solder  
1= 3/16" quick connect  
2= 1/4" quick connect  
3= screw

Terminal angle: 01= straight  
02= 40° angle  
03= side\*

Number of poles: (1 - 12)  
1X= One pole, No mounting stud

Mounting style: SNP\*\*= Snap-in mounting\*  
DIN\*\*= DIN-rail mounting

\*Available only in single pole and 3/16" or 1/4" quick connect terminals

\*\* Available in single pole only



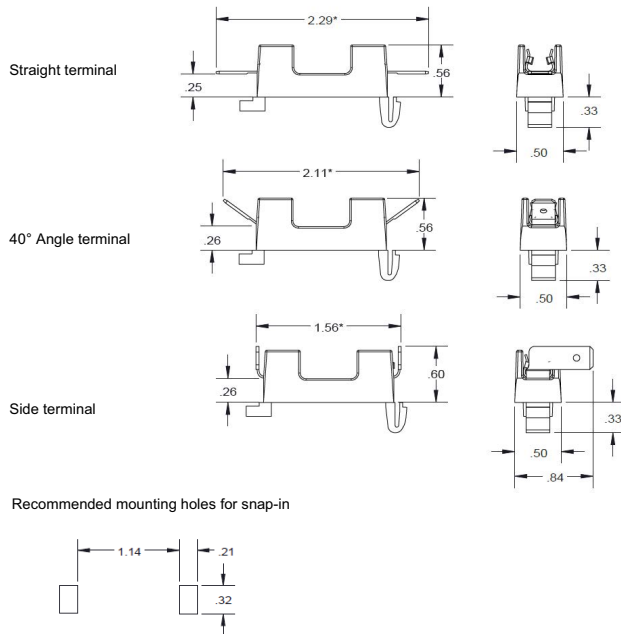
Powering Business Worldwide

## Specifications

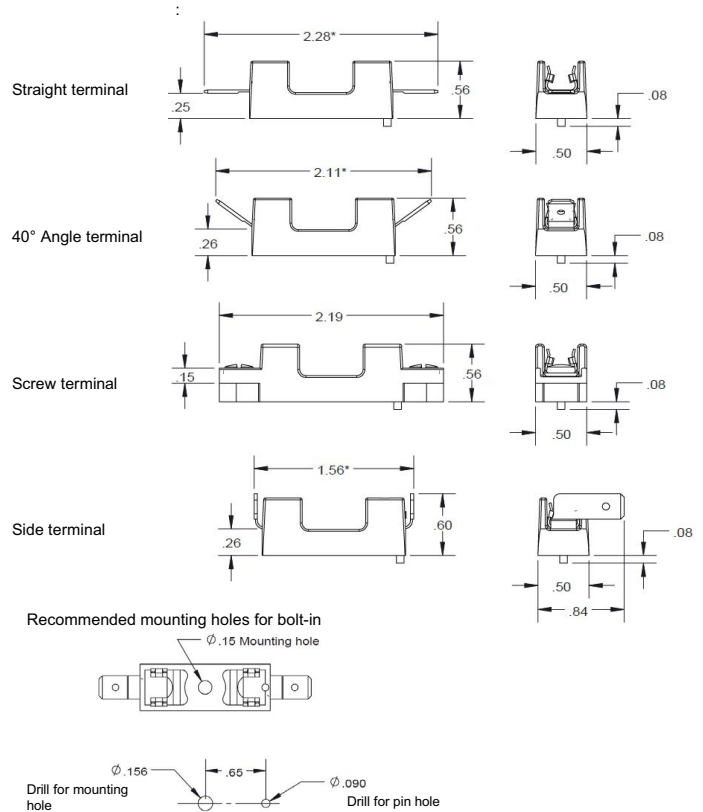
Family	UL voltage rating (V)	UL current rating (A)	CSA voltage rating (V)	CSA current rating (A)	Terminal type	Terminal angle
S-8001	600	30	300	21	Solder terminal	Straight terminal
S-8002	600	30	300	21	Solder terminal	40° Angle terminal
S-8101	600	20	300	13	3/16" quick connect	Straight terminal
S-8102	600	20	300	13	3/16" quick connect	40° Angle terminal
S-8103	600	20	300	13	3/16" quick connect	Side terminal
S-8201	600	30	300	16	1/4" quick connect	Straight terminal
S-8202	600	30	300	16	1/4" quick connect	40° Angle terminal
S-8203	600	30	300	16	1/4" quick connect	Side terminal
S-8301	600	30	300	25	Screw terminal	N/A

## Dimensions- inches

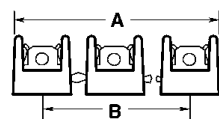
### S-8000 Single pole snap-in mounting



### S-8000 Single pole bolt-in mounting



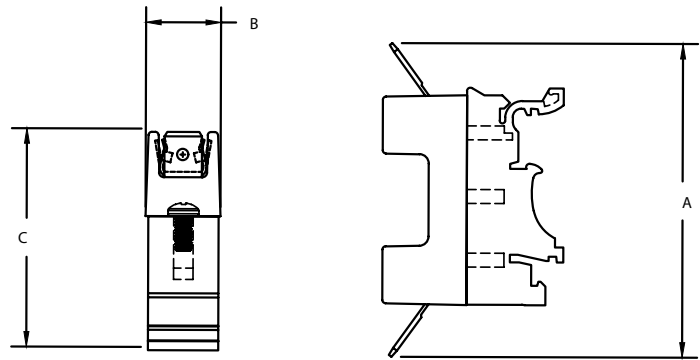
Multiple pole



Mounting dimensions- Inches/mm

Number of poles	A (inches)	B (inches)	A (mm)	B (mm)
1	-	-	-	-
2	1 1/8"	5/8"	28.6	15.9
3	1 3/4"	1 1/4"	44.4	31.8
4	2 3/8"	1 7/8"	60.3	47.6
5	3"	2 1/2"	76.2	63.5
6	3 5/8"	3 1/8"	92.1	79.4
7	4 1/4"	3 3/4"	108	95.2
8	4 7/8"	4 3/8"	123.8	111.1
9	5 1/2"	5"	139.7	127
10	6 1/8"	5 5/8"	155.6	142.9
11	6 3/4"	6 1/4"	171.4	158.8
12	7 3/8"	6 7/8"	187.3	174.6

DIN-rail mounting- Inches/mm



Part number	A (inches)	B (inches)	C (inches)	A (mm)	B (mm)	C (mm)
BK-S-8002-1X-DIN	2	0.5	1.31	50.8	12.7	33.3
BK-S-8102-1X-DIN	2	0.5	1.31	50.8	12.7	33.7
BK-S-8202-1X-DIN	2	0.5	1.31	50.8	12.7	33.3
BK-S-8301-1X-DIN	2.189	0.5	1.31	55.6	12.7	33.3
BK-S-8103-1X-DIN	1.693	0.953	1.31	43	24.2	33.3
BK-S-8203-1X-DIN	1.693	0.953	1.31	43	24.2	33.3

Life Support Policy: Eaton does not authorize the use of any of its products for use in life support devices or systems without the express written approval of an officer of the Company. Life support systems are devices which support or sustain life, and whose failure to perform, when properly used in accordance with instructions for use provided in the labeling, can be reasonably expected to result in significant injury to the user.

Eaton reserves the right, without notice, to change design or construction of any products and to discontinue or limit distribution of any products. Eaton also reserves the right to change or update, without notice, any technical information contained in this bulletin.

Eaton  
Electronics Division  
1000 Eaton Boulevard  
Cleveland, OH 44122  
United States  
Eaton.com/electronics

© 2024 Eaton  
All Rights Reserved  
Printed in USA  
Publication No. 2101 PCN24004  
October 2024

Eaton is a registered trademark.  
  
All other trademarks are property of their respective owners.

Follow us on social media to get the latest product and support information.

