

RoHS
Compliant**Applications**

- LED Lighting System
- PLC network adapters
- AC Line Power Supplies
- AC/DC power supplies and Modem power supply
- White goods, appliances, industrial controls

Features

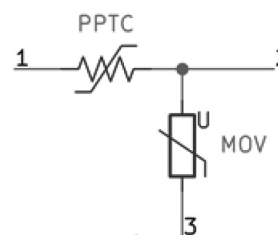
- IEC61000-4-2 – Electrostatic discharge immunity test
- IEC61000-4-4 – Electrical fast transient/burst immunity test
- IEC61000-4-5 – Surge immunity test
- Over Current Protection
- Over Voltage Protection
- Prevent thermal runaway Occurs
- UL Approved.

**Specification**

Maximum Continuous Operating Voltage : 240VAC
Maximum Limited Duration Voltage : 400VAC~600VAC
Maximum Limited Duration Current : 10A~40A
Temperature Range : -40°C to 85°C

Material

Lead material : Tin plated copper, 22 AWG.
Soldering characteristics : MIL-STD-202, Method 208E.
Insulating coating : Flame retardant epoxy, meets UL-94V-0 requirement.

Electrical Schematic**Overcurrent (terminals 1-2) Electrical Characteristics (23°C)**

| Part Number | Hold Current (A) | Trip Current (A) | Time to Trip | | | Resistance | | |
|-----------------|---------------------|---------------------|----------------|--------------------|--------------------|--------------------------|--------------------------|---------------------------|
| | | | Current (A) | Typ. Time (Sec) | Max. Time (Sec) | R _{MIN} Ohms | R _{MAX} Ohms | R _{1MAX} Ohms |
| | | | (A) | (Sec) | (Sec) | Ohms | Ohms | Ohms |
| MCMOV10271-T015 | 0.15 | 0.3 | 1 | 0.9 | 3 | 6.5 | 14 | 16 |
| MCMOV10431-T015 | | | | | | | | |
| MCMOV14431-T035 | 0.35 | 0.75 | 3 | 0.5 | 2 | 1.4 | 2.2 | 2.8 |
| MCMOV14431-T075 | 0.75 | 1.5 | 7 | 0.9 | 1.2 | 0.37 | 0.8 | 1 |

Overcurrent (terminals 2-3) Electrical Characteristics (23°C)

| Part Number | Varistor Voltage V@1mA | | DC Resistance @100V | Maximum Clamping Voltage @25A | Typical Power |
|-----------------|---------------------------|-------------|------------------------|----------------------------------|------------------|
| | V DC | Tolerance | MΩ | V DC | Pd, W |
| MCMOV10271-T015 | 260 | +14% / -7% | >10 | 455 | 0.25 |
| MCMOV10431-T015 | 430 | +10% / -10% | | 710 | |
| MCMOV14431-T035 | | | | | |
| MCMOV14431-T075 | | | | | |
| | | | | | 0.6 |

Product Dimensions

Figure 1

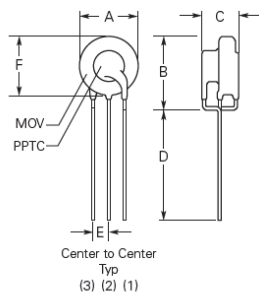


Figure 2

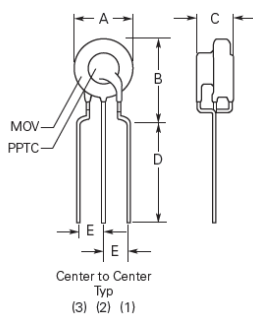
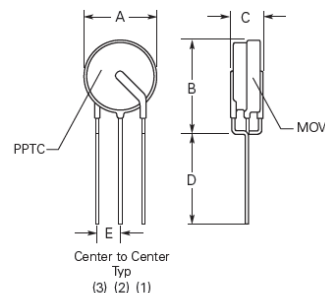


Figure 3



| Part Number | Figure | A | B | C | D | | E | F |
|-----------------|--------|---------|---------|---------|-----|------|---------|---------|
| | | Maximum | Maximum | Maximum | Min | Max | Nominal | Maximum |
| MCMOV10271-T015 | 1 | 12 | 15 | 6.6 | 6 | -- | 2.5 | 12 |
| MCMOV10431-T015 | 2 | | 17 | 7.4 | 8.5 | 11.5 | 5.1 | -- |
| MCMOV14431-T035 | 2 | 16 | 21 | | 3 | 5 | | |
| MCMOV14431-T075 | 3 | | | | | | | |

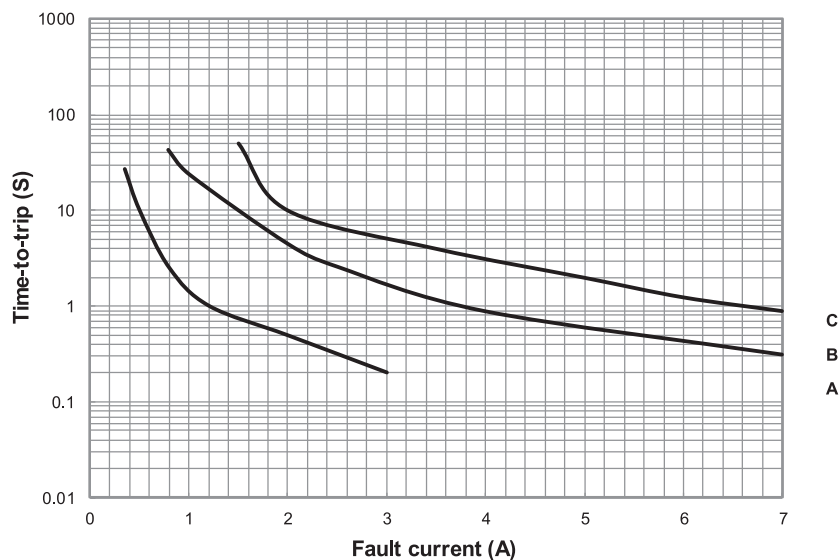
Typical Time-To-Trip at 23°C

A = MCMOV10271-T015

A = MCMOV10431-T015

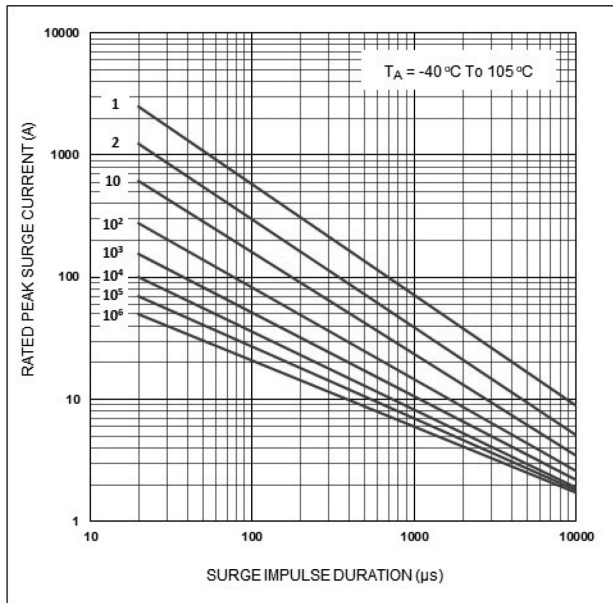
B = MCMOV14431-T035

C = MCMOV14431-T075

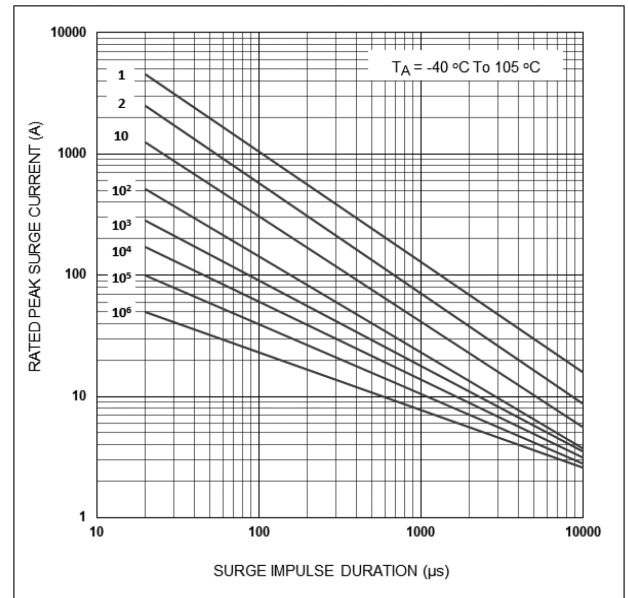


Impulse Life Time Rating Curve

MCMOV10 Series

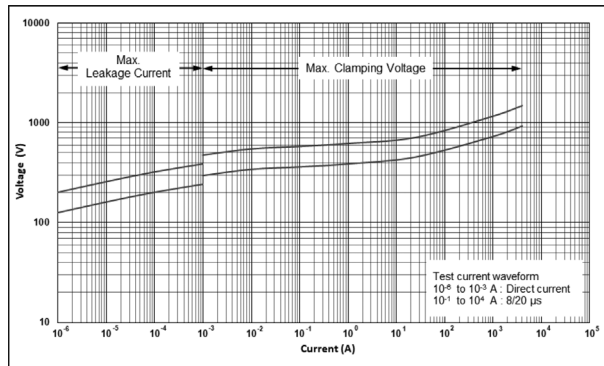


MCMOV14 Series

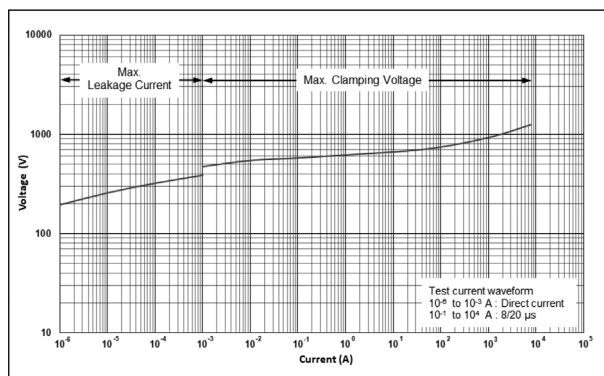


V-I Curves

A = MCMOV10271-T015
 B = MCMOV10431-T015
 C = MCMOV14431-T035
 MCMOV14431-T075



B
A



C

Part Number Table

| Description | Part Number |
|---------------------------------------|-----------------|
| Circuit Protected MOV, 260V DC, 0.15A | MCMOV10271-T015 |
| Circuit Protected MOV, 430V DC, 0.15A | MCMOV10431-T015 |
| Circuit Protected MOV, 430V DC, 0.35A | MCMOV14431-T035 |
| Circuit Protected MOV, 430V DC, 0.75A | MCMOV14431-T075 |

Important Notice : This data sheet and its contents (the "Information") belong to the members of the AVNET group of companies (the "Group") or are licensed to it. No licence is granted for the use of it other than for information purposes in connection with the products to which it relates. No licence of any intellectual property rights is granted. The Information is subject to change without notice and replaces all data sheets previously supplied. The Information supplied is believed to be accurate but the Group assumes no responsibility for its accuracy or completeness, any error in or omission from it or for any use made of it. Users of this data sheet should check for themselves the Information and the suitability of the products for their purpose and not make any assumptions based on information included or omitted. Liability for loss or damage resulting from any reliance on the Information or use of it (including liability resulting from negligence or where the Group was aware of the possibility of such loss or damage arising) is excluded. This will not operate to limit or restrict the Group's liability for death or personal injury resulting from its negligence. Multicomp Pro is the registered trademark of Premier Farnell Limited 2019.