




Connectors > Circular Connectors > Standard Circular Connectors



Number of Positions: 5

Connector System: **Wire-to-Panel**

Sealable: **No**

Connector & Contact Terminates To: **Wire & Cable**

Contact Current Rating (Max): **20 A**

Features

Product Type Features

Prewired	No
Connector Product Type	Housing
Connector System	Wire-to-Panel
Sealable	No
Connector & Contact Terminates To	Wire & Cable
Circular Connector Type	Receptacle
Shell Type	Plastic

Configuration Features

Number of Positions	5
Number of Power Positions	5
Contacts Preloaded	No

Electrical Characteristics

Operating Voltage	400 VAC
-------------------	---------

Body Features



Product Weight	10.1 g[.352 oz]
Shell Base Material	PA
Circular Connector Insulation Material Type	PA
Hermetically Sealed	No

Contact Features

Contact Current Rating (Max)	20 A
Reverse Gender	No
Circular Connector Contact Type	Socket

Termination Features

Termination Method to Wire & Cable	Crimp
------------------------------------	-------

Mechanical Attachment

Mating Alignment	With
Connector Mounting Type	Panel Mount
Polarization Code	C
Mating Alignment Type	Keyed
Mating Retention	Without

Housing Features

Alignment Keyed	Clocking
-----------------	----------

Dimensions

Wire Size	18 – 14 AWG
-----------	-------------

Usage Conditions

Operating Temperature Range	-40 – 85 °C[-40 – 185 °F]
-----------------------------	---------------------------

Operation/Application

Circuit Application	Power & Signal
Shielded	No

Industry Standards

Compatible With Approved Standards Products	UL
---	----

Packaging Features

Packaging Quantity	125
--------------------	-----

Product Compliance

For compliance documentation, visit the product page on [TE.com](#)>



EU RoHS Directive 2011/65/EU	Compliant
EU ELV Directive 2000/53/EC	Compliant
China RoHS 2 Directive MIIT Order No 32, 2016	No Restricted Materials Above Threshold
EU REACH Regulation (EC) No. 1907/2006	Current ECHA Candidate List: JUNE 2024 (241) Candidate List Declared Against: JUNE 2024 (241) Does not contain REACH SVHC
Halogen Content	Low Halogen - Br, Cl, F, I < 900 ppm per homogenous material. Also BFR/CFR/PVC Free
Solder Process Capability	Not reviewed for solder process capability


Product Compliance Disclaimer

This information is provided based on reasonable inquiry of our suppliers and represents our current actual knowledge based on the information they provided. This information is subject to change. The part numbers that TE has identified as EU RoHS compliant have a maximum concentration of 0.1% by weight in homogenous materials for lead, hexavalent chromium, mercury, PBB, PBDE, DBP, BBP, DEHP, DIBP, and 0.01% for cadmium, or qualify for an exemption to these limits as defined in the Annexes of Directive 2011/65/EU (RoHS2). Finished electrical and electronic equipment products will be CE marked as required by Directive 2011/65/EU. Components may not be CE marked. Additionally, the part numbers that TE has identified as EU ELV compliant have a maximum concentration of 0.1% by weight in homogenous materials for lead, hexavalent chromium, and mercury, and 0.01% for cadmium, or qualify for an exemption to these limits as defined in the Annexes of Directive 2000/53/EC (ELV). Regarding the REACH Regulation, the information TE provides on SVHC in articles for this part number is based on the latest European Chemicals Agency (ECHA) 'Guidance on requirements for substances in articles' posted at this URL: <https://echa.europa.eu/guidance-documents/guidance-on-reach>


Compatible Parts



Also in the Series | NECTOR M Series



Connector Hardware(4)

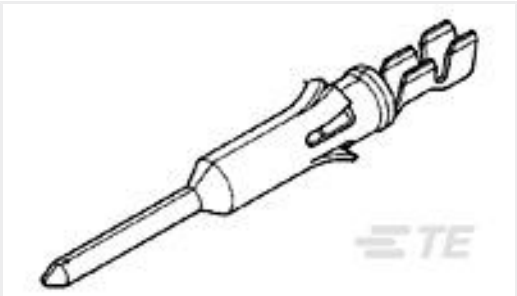


PCB Headers & Receptacles(2)



Standard Circular Connectors(45)

Customers Also Bought




TE Part #66589-4
TYPE VI PIN,MULTI-MATE,L.P.



TE Part #1-206062-4
CABLE CLAMP KIT #11



TE Part #6641710001
TMS-SCE-1/4-2.0-9



TE Part #1-2213265-2
NECTOR M SKT, CRIMP, 16-18 AWG

Documents

Product Drawings

NECTOR M SKT HSG PANEL MOUNT 5P CODE C

English

CAD Files

3D PDF

3D

Customer View Model

ENG_CVM_CVM_293687-3_B.2d_dxf.zip

English

Customer View Model

ENG_CVM_CVM_293687-3_B.3d_igs.zip

English

Customer View Model

ENG_CVM_CVM_293687-3_B.3d_stp.zip

English

By downloading the CAD file I accept and agree to the [Terms and Conditions](#) of use.

Product Specifications

Application Specification

English

Agency Approvals

Agency Approval Document

English

