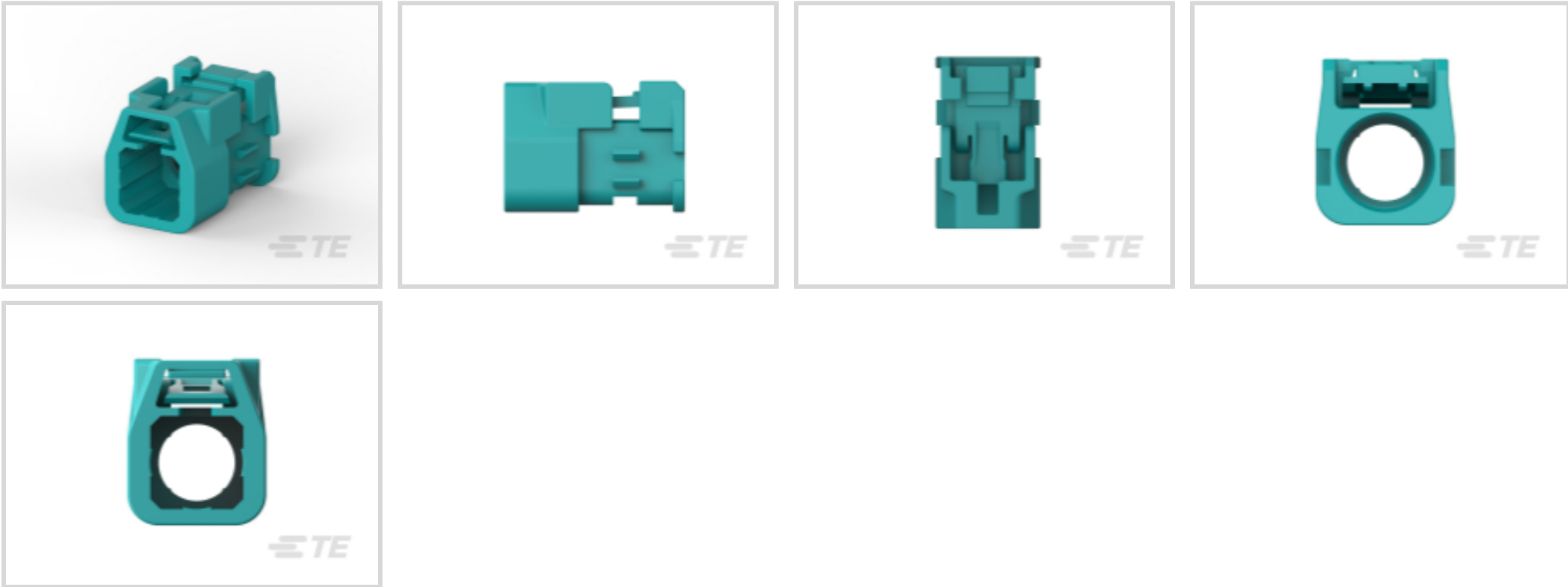




Connectors > Automotive Connectors > Data Connectivity Systems > Data Connectivity Headers



Connector System: **Wire-to-Board**

Sealable: **No**

Shielded: **No**

PCB Mount Orientation: **Edge**

Number of Positions: **1**

Features

Product Type Features

Connector & Contact Terminates To	Printed Circuit Board
Mixed & Hybrid Connector	No
Connector System	Wire-to-Board
Sealable	No

Configuration Features

PCB Mount Orientation	Edge
Number of Positions	1

Electrical Characteristics

Operating Voltage	800 VAC
Impedance	50 Ω

Signal Characteristics

Operating Frequency Range	0 – 6000 MHz
---------------------------	--------------

Body Features

--	--



PCB Retention Feature Plating Material	Tin
Body Material	PA GF
Connector & Keying Code	M

Contact Features

Outer Contact Plating Material	Tin (Sn)
RF Connector Center Contact Plating Material	Gold (Au)
Contact Mating Area Plating Material	Gold (Au)
Center Contact	With
Contact Type	Pin
Mating Pin Diameter	.51 mm[.02 in]
Contact Current Rating (Max)	1 A

Mechanical Attachment

Panel Attachment Style	Front Mount
PCB Mount Retention	With
Mating Retention	With
PCB Mount Retention Type	Solder Tail
Connector Mounting Type	Board Mount

Housing Features

Housing Color	Pastel Orange
---------------	---------------

Dimensions

Product Width	10 mm[.394 in]
Product Length	24.5 mm[.965 in]
Connector Height	8.4 mm[.33 in]

Usage Conditions

Operating Temperature (Max)	105 °C[221 °F]
Operating Temperature Range	-40 – 105 °C[-40 – 221 °F]

Operation/Application

Shielded	No
Circuit Application	Signal

Industry Standards

Compatible With Agency/Standards Products	SAE/USCAR-17
---	--------------

Packaging Features



Packaging Quantity	1600
Packaging Method	Reel

Other

Dielectric Material	PCT
---------------------	-----

Product Compliance

For compliance documentation, visit the product page on TE.com>

EU RoHS Directive 2011/65/EU	Compliant
EU ELV Directive 2000/53/EC	Compliant
China RoHS 2 Directive MIIT Order No 32, 2016	No Restricted Materials Above Threshold
EU REACH Regulation (EC) No. 1907/2006	Current ECHA Candidate List: JUNE 2024 (241) Candidate List Declared Against: JUNE 2024 (241) Does not contain REACH SVHC
Halogen Content	BFR/CFR/PVC Free, but Br/Cl >900 ppm in other sources.
Solder Process Capability	Not reviewed for solder process capability

Product Compliance Disclaimer

This information is provided based on reasonable inquiry of our suppliers and represents our current actual knowledge based on the information they provided. This information is subject to change. The part numbers that TE has identified as EU RoHS compliant have a maximum concentration of 0.1% by weight in homogenous materials for lead, hexavalent chromium, mercury, PBB, PBDE, DBP, BBP, DEHP, DIBP, and 0.01% for cadmium, or qualify for an exemption to these limits as defined in the Annexes of Directive 2011/65/EU (RoHS2). Finished electrical and electronic equipment products will be CE marked as required by Directive 2011/65/EU. Components may not be CE marked. Additionally, the part numbers that TE has identified as EU ELV compliant have a maximum concentration of 0.1% by weight in homogenous materials for lead, hexavalent chromium, and mercury, and 0.01% for cadmium, or qualify for an exemption to these limits as defined in the Annexes of Directive 2000/53/EC (ELV). Regarding the REACH Regulations, TE’s information on SVHC in articles for this part number is still based on the European Chemical Agency (ECHA) ‘Guidance on requirements for substances in articles’(Version: 2, April 2011), applying the 0.1% weight on weight concentration threshold at the finished product level. TE is aware of the European Court of Justice ruling of September 10th, 2015 also known as O5A (Once An Article Always An Article) stating that, in case of ‘complex object’, the threshold for a SVHC must be applied to both the product as a whole and simultaneously to each of the articles forming part of its composition. TE has evaluated this ruling based on the new ECHA “Guidance on requirements for substances in articles” (June 2017, version 4.0) and will be updating its statements accordingly.

Compatible Parts



TE Part # 1-2272519-2
FEMALE KIT, 1P, FAKRA




TE Part # 2474533-1
ADAPTER,SMA F TO FAKRA F,NO HOUSING,6GHZ




TE Part # 2474535-1
ADAPTER,SMA F TO FAKRA F W H, STR,6GHZ


Also in the Series | FAKRA RF Connector System



Automotive Connector Caps & Covers (2)




Automotive Terminals(28)




Connector Contacts(1)



Data Connectivity Housings(525)



Power Contacts(1)

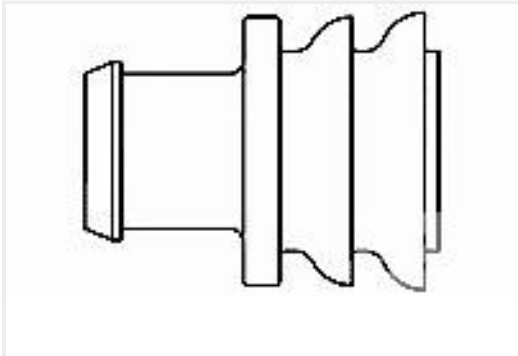


RF Contacts(6)


Customers Also Bought



TE Part #CAT-AM71-CH8172
AMP SUPERSEAL 1.5MM, CONNECTOR HOUSING



TE Part #281934-2
SINGLE WIRE SEAL



TE Part #CAT-D48-ST273
DEUTSCH Solid Contacts



TE Part #DT04-2P
REC, 2P, GRY, N



TE Part #DT06-2S
PLG, 2P, GRY, N



TE Part #CAT-D487-W416
Wedgelocks: DEUTSCH DT



TE Part #114017-ZZ
SEALING PLUG, SIZE 12/16, WHT



Documents

Product Drawings

FAKRA, 1 POS, EDGE MOUNT, 3 OCLOCK ASSY

English

CAD Files

3D PDF

3D

Customer View Model

ENG_CVM_CVM_6-2287907-2_E.2d_dxf.zip

English

Customer View Model

ENG_CVM_CVM_6-2287907-2_E.3d_igs.zip

English

Customer View Model

ENG_CVM_CVM_6-2287907-2_E.3d_stp.zip

English

By downloading the CAD file I accept and agree to the [Terms and Conditions](#) of use.

Product Specifications

Application Specification

English