



Power Double Lock

TE Internal #: 2005249-2


Housing, Receptacle, Crimp, Wire-to-Panel / Wire-to-Wire, UL 94V-

0, 2 Position, Power Double Lock, Rectangular Wire & Cable

Connectors & Housings

[View on TE.com >](#)

Connectors > Rectangular Connectors > Standard Rectangular Connectors



Connector Product Type: **Housing**
Connector & Housing Type: **Receptacle**
Termination Method to Wire & Cable: **Crimp**
Connector System: **Wire-to-Panel, Wire-to-Wire**
Contact Retention Within Housing: **Without**

Features

Product Type Features

Compatible With Discrete Wire Type	Stranded
Connector Product Type	Housing
Connector & Housing Type	Receptacle
Connector System	Wire-to-Panel, Wire-to-Wire
Sealable	No
Connector & Contact Terminates To	Wire & Cable

Configuration Features

Number of Signal Positions	0
Number of Power Positions	0
Number of Positions	2
Number of Rows	1

Electrical Characteristics

Operating Voltage	50 VAC, 300 VAC
-------------------	-----------------

Body Features



Primary Product Color	Red
-----------------------	-----

Contact Features

Contact Layout	Inline
Contact Type	Tab
Contact Retention Within Housing	Without

Termination Features

Termination Method to Wire & Cable	Crimp
------------------------------------	-------

Mechanical Attachment

Panel Mount Feature	With
Panel Mount Feature Type	Latches
Connector Mounting Type	Panel Mount

Housing Features

Housing Material	PA 66
Centerline (Pitch)	3.96 mm[.156 in]

Dimensions

Panel Thickness (Recommended)	.8 – 2 mm[.031 – .078 in]
Connector Height	9.94 mm
Connector Length	26.1 mm

Usage Conditions

Operating Temperature Range	-30 – 65 °C[-22 – 149 °F]
-----------------------------	---------------------------

Operation/Application

Circuit Application	Power & Signal
---------------------	----------------

Industry Standards

Compatible With Agency/Standards Products	CNR, USR
Compatible With Approved Standards Products	CSA/C22.2 No. 182.3-M1987, UL 1977
Glow Wire Rating	GWT 750°C (Without Flame)
UL Flammability Rating	UL 94V-0

Packaging Features

Packaging Quantity	200
Packaging Method	Bag



Product Compliance

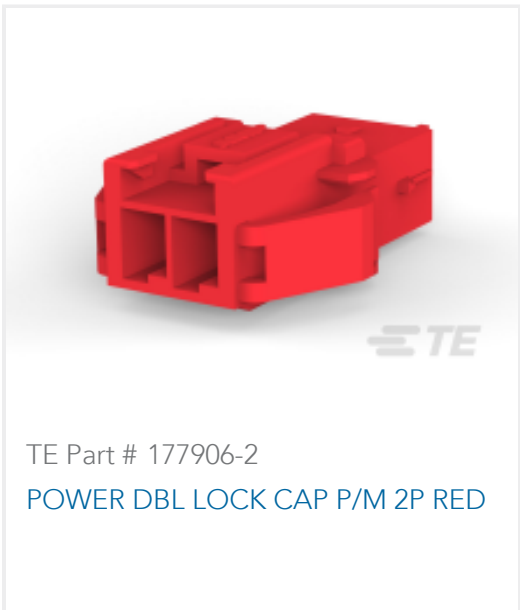
For compliance documentation, visit the product page on TE.com>

EU RoHS Directive 2011/65/EU	Compliant
EU ELV Directive 2000/53/EC	Compliant
China RoHS 2 Directive MIIT Order No 32, 2016	No Restricted Materials Above Threshold
EU REACH Regulation (EC) No. 1907/2006	Current ECHA Candidate List: JUNE 2024 (241) Candidate List Declared Against: JUNE 2024 (241) Does not contain REACH SVHC
Halogen Content	Not Low Halogen - contains Br or Cl > 900 ppm.
Solder Process Capability	Not applicable for solder process capability

Product Compliance Disclaimer

This information is provided based on reasonable inquiry of our suppliers and represents our current actual knowledge based on the information they provided. This information is subject to change. The part numbers that TE has identified as EU RoHS compliant have a maximum concentration of 0.1% by weight in homogenous materials for lead, hexavalent chromium, mercury, PBB, PBDE, DBP, BBP, DEHP, DIBP, and 0.01% for cadmium, or qualify for an exemption to these limits as defined in the Annexes of Directive 2011/65/EU (RoHS2). Finished electrical and electronic equipment products will be CE marked as required by Directive 2011/65/EU. Components may not be CE marked. Additionally, the part numbers that TE has identified as EU ELV compliant have a maximum concentration of 0.1% by weight in homogenous materials for lead, hexavalent chromium, and mercury, and 0.01% for cadmium, or qualify for an exemption to these limits as defined in the Annexes of Directive 2000/53/EC (ELV). Regarding the REACH Regulation, the information TE provides on SVHC in articles for this part number is based on the latest European Chemicals Agency (ECHA) 'Guidance on requirements for substances in articles' posted at this URL: <https://echa.europa.eu/guidance-documents/guidance-on-reach>


Compatible Parts



Also in the Series | Power Double Lock




Connector Contacts(24)



Connector Hardware(14)



Insertion & Extraction Tools(2)




PCB Headers & Receptacles(43)



Power Contacts(24)



Rectangular Power Connectors(283)



Wire-to-Board Headers & Receptacles (43)

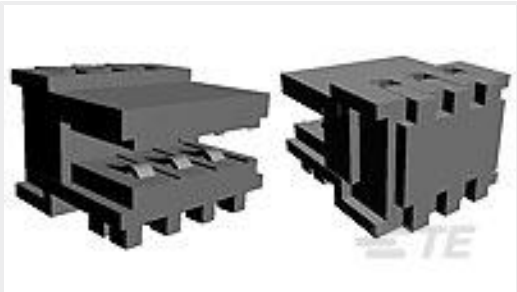
Customers Also Bought



TE Part #1-368589-1
PDL 4P CAP 3.96 D/R P/M(GWT) N



TE Part #2005247-4
PDL 2P PLUG 3.96(GWT) YEL



TE Part #1-966194-3
16X3P FEDERLEIS 2,5

Documents

Product Drawings

PDL 2P CAP 3.96 P/M(GWT) RED

English

CAD Files

3D PDF

3D

Customer View Model

ENG_CVM_CVM_2005249-2_B.2d_dxf.zip

English

Customer View Model

ENG_CVM_CVM_2005249-2_B.3d_igs.zip

English

Customer View Model

ENG_CVM_CVM_2005249-2_B.3d_stp.zip

English

By downloading the CAD file I accept and agree to the Terms and Conditions of use.



Product Specifications

Application Specification

English

Agency Approvals

UL Report

English