

# Finger guards



## Material

- Fiberglass-reinforced plastic

## Note

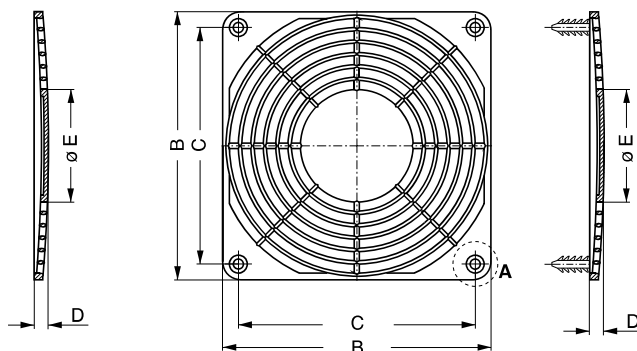
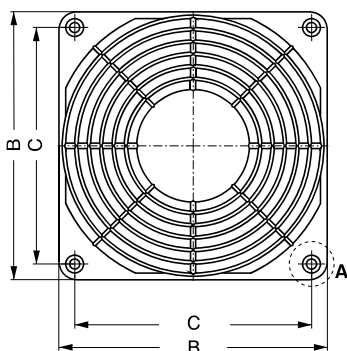
- Finger guard according to DIN EN ISO 13857 (previously EN 294).
- Plastic guards may not be used for the following models:
  - VWCF080J from 12.000 rpm
  - VWCF092J from 11.000 rpm
  - VUCF119Y from 7.500 rpm

More at

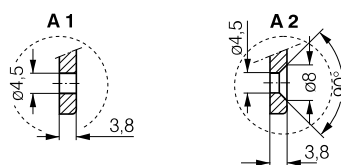
[www.ebmpapst.com](http://www.ebmpapst.com)

Fan size	Fan type	Type	Part number	B	C	D	E	Mounting
60 x 60	VWCB060F..., VWCD060A..., VWCD060X..., VWCD060Y..., VWCE060J...	LZ28-3	9920028003	60 <sup>-0.5</sup>	50.0 <sup>±0.2</sup>	3.0	24	A3
		LZ32-2	9920032002					A1
80 x 80	VWCD080A..., VWCD080Y..., VWCE080P..., VWCF080J..., VWCF080A...	LZ32-P	9920032001	80 <sup>-0.5</sup>	71.5 <sup>±0.2</sup>	7.0	34	A2
		LZ32-3	9920032003					A3
92 x 92	VWCD092Y..., VWCE092P..., VWCF092J..., VWCF092P..., VWCD092A..., VWCF092A...	LZ23-2	9920023002	92 <sup>-0.5</sup>	82.5 <sup>±0.2</sup>	6.5	46	A1
		LZ23-3	9920023003					A3
119 x 119	VWCD119F..., VWCE119P..., VWCF119A..., VUCF119Y..., VWCF119X..., VWCD119A..., VKCF119A...	LZ30-5	9920030005	119 <sup>-0.5</sup>	105 <sup>±0.2</sup>	6.5	50	A2
		LZ30-6	9920030006					A4
		LZ30-P	9920030001					A2
127 x 127	VWCF127Y..., VKCF127A...,	LZ33-1	9920033001	127 <sup>-0.5</sup>	113 <sup>±0.2</sup>	6.5	50	A2
		LZ33-2	9920033002					A4

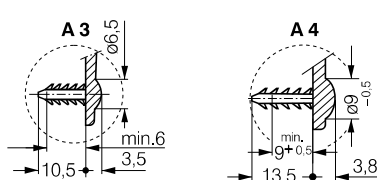
Subject to changes. Dimensions in mm.



Screw connection



Barbed inserts



Only suitable for  
bore hole diameter  
4.3 - 4.7.