

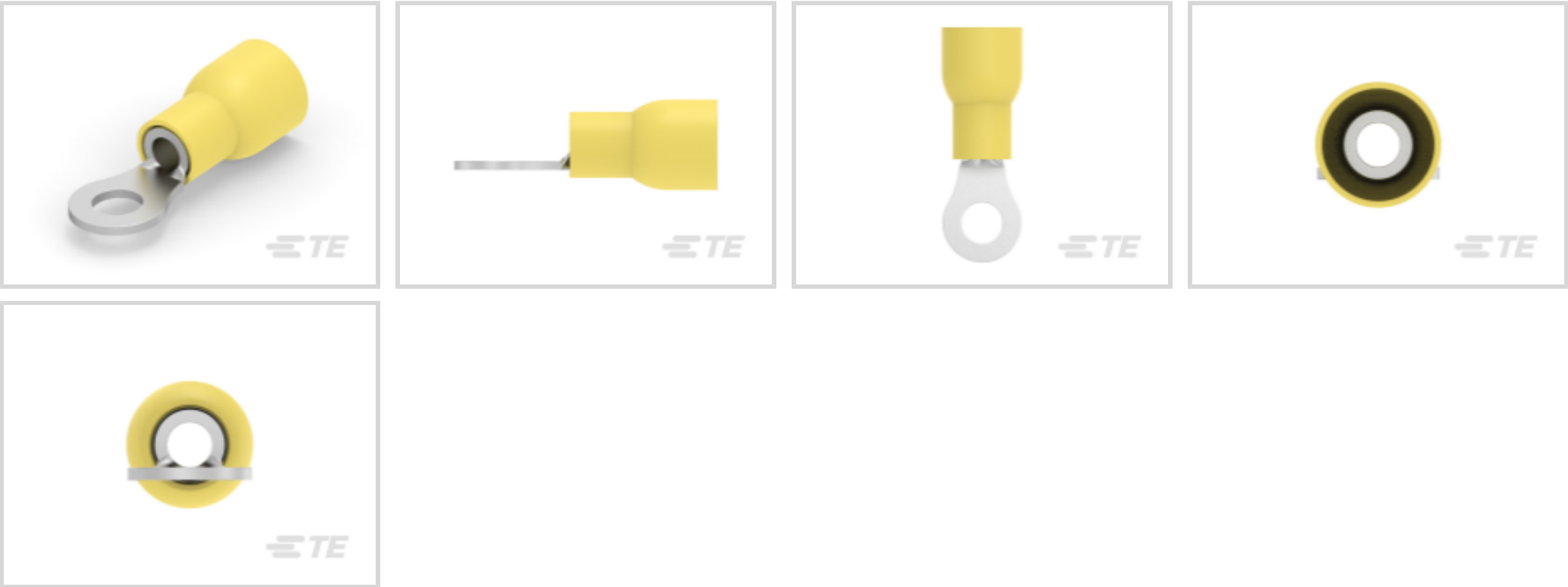


PIDG

TE Internal #: 35364
Closed Ring Tongue Terminal, 12 – 10 AWG, #10 Stud, 5 mm [.197 in] Stud Diameter, Closed Barrel, Straight, Tin Plating, Partially Insulated, PIDG

[View on TE.com >](#)

Terminals & Splices > Ring Terminals > PIDG Ring Tongue Terminals



Ring Terminal Product Type: Closed Ring Tongue Terminal
Wire Size: 5180 – 13100 CMA
Stud Size: #10

[All PIDG Ring Tongue Terminals \(410\)](#)

Features

Product Type Features

Ring Terminal Product Type	Closed Ring Tongue Terminal
Stud Size	#10
Sealable	No
Wire Insulation Support Retention Type	Insulation Support

Configuration Features

Number of Holes	1
-----------------	---

Electrical Characteristics

Voltage Rating	300 V
----------------	-------

Body Features

Product Weight	2.57 g
----------------	--------

Contact Features

Barrel Type	Closed
Terminal Orientation	Straight

Terminal Plating Material	Tin
---------------------------	-----

Mechanical Attachment

Wire Insulation Support	With
-------------------------	------

Dimensions

Wire Size	5180 – 13100 CMA
Stud Diameter	5 mm [.197 in]
Tongue Thickness	1.07 mm [.042 in]
Product Length	29.77 mm [1.17 in]
Compatible Insulation Diameter (Max)	7.62 mm [.3 in]
Compatible Insulation Diameter Range	4.32 – 7.62 mm [.17 – .3 in]

Usage Conditions

Insulation Option	Partially Insulated
-------------------	---------------------

Operation/Application

Compatible With Wire Base Material	Copper
Compatible With Wire Plating Material	Tin

Industry Standards

Government Qualified Terminal	No
-------------------------------	----

Packaging Features

Packaging Quantity	500
Packaging Method	Loose Piece

Product Compliance

For compliance documentation, visit the product page on TE.com>

EU RoHS Directive 2011/65/EU	Compliant
EU ELV Directive 2000/53/EC	Compliant
China RoHS 2 Directive MIIT Order No 32, 2016	No Restricted Materials Above Threshold
EU REACH Regulation (EC) No. 1907/2006	Current ECHA Candidate List: JUNE 2024 (241) Candidate List Declared Against: JUNE 2024 (241) Does not contain REACH SVHC
Halogen Content	Not Low Halogen - contains Br or Cl > 900 ppm.
Solder Process Capability	Not applicable for solder process capability



Product Compliance Disclaimer

This information is provided based on reasonable inquiry of our suppliers and represents our current actual knowledge based on the information they provided. This information is subject to change. The part numbers that TE has identified as EU RoHS compliant have a maximum concentration of 0.1% by weight in homogenous materials for lead, hexavalent chromium, mercury, PBB, PBDE, DBP, BBP, DEHP, DIBP, and 0.01% for cadmium, or qualify for an exemption to these limits as defined in the Annexes of Directive 2011/65/EU (RoHS2). Finished electrical and electronic equipment products will be CE marked as required by Directive 2011/65/EU. Components may not be CE marked. Additionally, the part numbers that TE has identified as EU ELV compliant have a maximum concentration of 0.1% by weight in homogenous materials for lead, hexavalent chromium, and mercury, and 0.01% for cadmium, or qualify for an exemption to these limits as defined in the Annexes of Directive 2000/53/EC (ELV). Regarding the REACH Regulation, the information TE provides on SVHC in articles for this part number is based on the latest European Chemicals Agency (ECHA) ‘Guidance on requirements for substances in articles’ posted at this URL: <https://echa.europa.eu/guidance-documents/guidance-on-reach>

Compatible Parts



TE Part # 2392020-1
YELLOW BATTERY HHHT KIT 110V
(59287-2)




TE Part # 2392020-2
YELLOW BATTERY HHHT KIT 220V
(59287-2)




TE Part # 59287-2
HHHT PIDG PG 12-10 ASSY
(59287-2)


Also in the Series | PIDG




Compression Connectors(17)




Crimp Wire Pins, Tabs & Ferrules(41)




Hand Crimping Tools(2)




Knife Disconnects(11)




Ring Terminals(588)



Spade Terminals(228)



Special Purpose Terminals(1)



Splices(41)

Documents

Product Drawings
TERMINAL,PIDG R 12-10 10



English

CAD Files

Customer View Model

ENG_CVM_CVM_35364_H.2d_dxf.zip

English

3D PDF

3D

Customer View Model

ENG_CVM_CVM_35364_H.3d_igs.zip

English

Customer View Model

ENG_CVM_CVM_35364_H.3d_stp.zip

English

By downloading the CAD file I accept and agree to the [Terms and Conditions](#) of use.

Instruction Sheets

Instruction Sheet (U.S.)

English

LARGE EXPANSION PRODUCTS (FOR WIRE INSTULATION WITH 1/16" AND 5/64" WA

English

Instruction Sheet (U.S.)

English

Agency Approvals

UL Report

English