



**RoHS
Compliant**



MP-MLASS3B2



MP-MLASS3A1

Description

When it comes to selecting reliable and durable limit switches for industrial applications, the MPMLASS Plastic Limit Switches stands out as an exceptional choice. Designed with rugged engineering plastic, this switch offers a high mechanical strength and heat sustenance capacity that ensures long-lasting performance in even the most demanding environments.

Whether you're in the manufacturing, automation, or control industries, this snap action limit switch can handle the toughest of applications, providing the precision and durability required for optimal functionality.

Features

- Rigid Construction with Plastic body
- Made in engineering plastic with high mechanical strength & heat sustenance capacity.
- Cable entry from Side
- Oil , water & dust proof.
- Mechanical life - 1 Million & Electrical life - 0.5 Million
- Available in different actuators to suit different application.
- Contacts: Snap Action 1 NO + 1 NC

Specification

Characteristics

Operation speed	: 0.5mm-50cm/sec
Operating frequency	: Mechanical: 120 operations/minute Electrical: 30 operations/minute
Contact resistance	: 15mΩ max. (initial value)
Insulation resistance	: 100mΩ above (at 500VDC)
Dielectric strength	: 1500V AC, 50/60 Hz for 1 minute between terminals of the same polarity 1500V AC, 50/60 Hz for 1 minute between current-carrying and non-current-carrying metal parts 1500V AC, 50/60 Hz for 1 minute between each terminal and ground
Vibration	: Action:10 to 55Hz, 1.5mm pairs swing
Humidity	: <95% RH
Life	: Mechanical: 1 Million Electrical: 0.5 Million
Warranty	: 24 Months*
Degree of protection	: IP66 (IEC Standard)

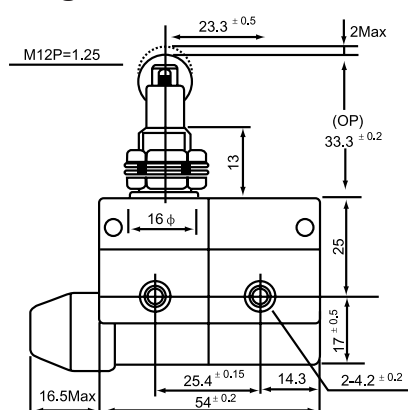
Utilization Category for Limit Switches		
Kind of Current	Category	Typical Application
Alternative Current	AC-15	Control of Electromagnetic Load > 72 VA
Direct Current	DC-13	Control of Electromagnets

Newark.com/multicomp-pro
Farnell.com/multicomp-pro
sg.element14.com/b/multicomp-pro

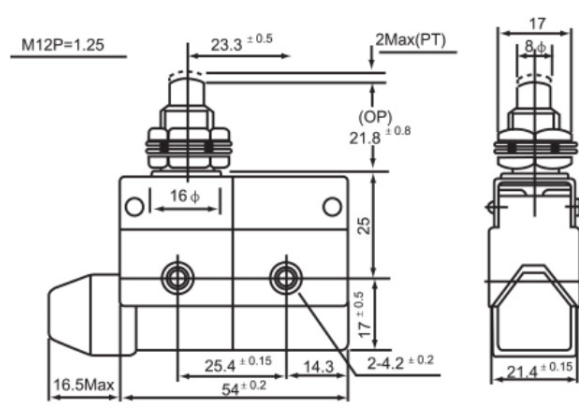
Contact Rating Designation Based on Utilization Categories

Designation	Utilization Category	Conventional Enclosed Thermal Current	Rated Operational Current (A) at Rated Operational Voltage						VA Ratings	
Resistance Load			120V	240V	380V	480V	500V	600V	Make	Break
AC-15	10	6	3	-	-	-	-	-	7200	720
Direct Current			125V	250V		400 V	500 V	600 V	Make	Break
P600	DC-13	5	1.1	0.55		0.31	0.27	0.2	138	138

Diagram



MP-MLASS3B2



MP-MLASS3A1

Dimensions : Millimetres

Part Number Table

Description	Part Number
Limit Switch, 1NO1NC, Snap Action, Top Roller Push Plunger, Operating Position 33.3mm	MP-MLASS3B2
Limit Switch, 1NO1NC, Snap Action, Top Push Rod Plunger, Operating Position 21.8mm	MP-MLASS3A1

Important Notice : This data sheet and its contents (the "Information") belong to the members of the AVNET group of companies (the "Group") or are licensed to it. No licence is granted for the use of it other than for information purposes in connection with the products to which it relates. No licence of any intellectual property rights is granted. The Information is subject to change without notice and replaces all data sheets previously supplied. The Information supplied is believed to be accurate but the Group assumes no responsibility for its accuracy or completeness, any error in or omission from it or for any use made of it. Users of this data sheet should check for themselves the Information and the suitability of the products for their purpose and not make any assumptions based on information included or omitted. Liability for loss or damage resulting from any reliance on the Information or use of it (including liability resulting from negligence or where the Group was aware of the possibility of such loss or damage arising) is excluded. This will not operate to limit or restrict the Group's liability for death or personal injury resulting from its negligence. Multicomp Pro is the registered trademark of Premier Farnell Limited 2019.