




Connectors > PCB Connectors > PCB Headers & Receptacles



PCB Connector Type: **PCB Mount Header**

PCB Mount Orientation: **Right Angle**

Connector System: **Wire-to-Board**

Number of Positions: **18**

Number of Rows: **1**

Features

Product Type Features

PCB Connector Type	PCB Mount Header
Connector System	Wire-to-Board
Header Type	Fully Shrouded
Sealable	No
Connector & Contact Terminates To	Printed Circuit Board
Connector Product Type	Connector Assembly

Configuration Features

Connector Contact Load Condition	Fully Loaded
PCB Mount Orientation	Right Angle
Number of Positions	18
Number of Rows	1

Electrical Characteristics

Operating Voltage	50 VAC
Termination Resistance	20 mΩ



Insulation Resistance	500 MΩ
Dielectric Withstanding Voltage (Max)	500 V

Body Features

Connector & Keying Code	A
Primary Product Color	Natural

Contact Features

Contact Mating Area Plating Material Thickness	2 – 5 μm
Mating Square Post Dimension	.3 mm
Contact Shape & Form	Square
Contact Layout	Inline
Contact Mating Area Plating Material	Tin (Sn)
Contact Type	Pin
Contact Current Rating (Max)	1 A

Termination Features

Termination Method to PCB	Surface Mount
---------------------------	---------------

Mechanical Attachment

Mating Retention Type	Latch
Mating Retention	With
PCB Mount Retention Type	Solder Peg
PCB Mount Alignment Type	Solder Peg
PCB Mount Retention	With
PCB Mount Alignment	Without
Connector Mounting Type	Board Mount

Housing Features

Mating Entry Location	Side
Housing Material	Nylon
Centerline (Pitch)	1.25 mm [.049 in]

Dimensions

Profile Height from PCB	5 mm
-------------------------	------

Usage Conditions

Operating Temperature Range	-40 – 105 °C [-40 – 221 °F]
-----------------------------	-----------------------------

Operation/Application



Assembly Process Feature	None
Shielded	No
Circuit Application	Signal

Industry Standards

Glow Wire Rating	GWEPT 750°C (Without Flame)
UL Flammability Rating	UL 94V-0

Packaging Features

Packaging Method	Tape & Reel
------------------	-------------

Product Compliance

For compliance documentation, visit the product page on TE.com>

EU RoHS Directive 2011/65/EU	Compliant
EU ELV Directive 2000/53/EC	Compliant
China RoHS 2 Directive MIIT Order No 32, 2016	No Restricted Materials Above Threshold
EU REACH Regulation (EC) No. 1907/2006	Current ECHA Candidate List: JAN 2025 (247) Candidate List Declared Against: JAN 2025 (247) Does not contain REACH SVHC
Halogen Content	Low Halogen - Br, Cl, F, I < 900 ppm per homogenous material. Also BFR/CFR/PVC Free
Solder Process Capability	Not reviewed for solder process capability

Product Compliance Disclaimer

This information is provided based on reasonable inquiry of our suppliers and represents our current actual knowledge based on the information they provided. This information is subject to change. The part numbers that TE has identified as EU RoHS compliant have a maximum concentration of 0.1% by weight in homogenous materials for lead, hexavalent chromium, mercury, PBB, PBDE, DBP, BBP, DEHP, DIBP, and 0.01% for cadmium, or qualify for an exemption to these limits as defined in the Annexes of Directive 2011/65/EU (RoHS2). Finished electrical and electronic equipment products will be CE marked as required by Directive 2011/65/EU. Components may not be CE marked. Additionally, the part numbers that TE has identified as EU ELV compliant have a maximum concentration of 0.1% by weight in homogenous materials for lead, hexavalent chromium, and mercury, and 0.01% for cadmium, or qualify for an exemption to these limits as defined in the Annexes of Directive 2000/53/EC (ELV). Regarding the REACH Regulation, the information TE provides on SVHC in articles for this part number is based on the latest European Chemicals Agency (ECHA) 'Guidance on requirements for substances in articles' posted at this URL: <https://echa.europa.eu/guidance-documents/guidance-on-reach>

Compatible Parts




TE Part # 1-2371404-8
SGI 1.25 Plug HSG, 18P, Key A, Natural

Also in the Series | GRACE INERTIA 1.25




Connector Contacts(2)



PCB Headers & Receptacles(76)




Rectangular Connector Housings(2)



Standard Rectangular Connectors(2)



Wire-to-Board Connector Assemblies & Housings(42)



Wire-to-Board Headers & Receptacles (76)

Documents

Product Drawings

SGI 1.25 HDR, 18P, RA, Key A, Natural

English

CAD Files

Customer View Model

ENG_CVM_CVM_1-2360538-8_B.3d_stp.zip

English

Customer View Model

ENG_CVM_CVM_1-2360538-8_B.2d_dxf.zip

English

Customer View Model

ENG_CVM_CVM_1-2360538-8_B.3d_igs.zip

English

3D PDF

3D

1-2360538-8

PCB Mount Header, Right Angle, Wire-to-Board, 18 Position, 1.25 mm [.049 in]
Centerline, Fully Shrouded, Tin (Sn), Surface Mount, GRACE INERTIA 1.25



By downloading the CAD file I accept and agree to the [Terms and Conditions](#) of use.

Product Specifications

Application Specification

English

Application Specification

English

Agency Approvals

UL Report

English