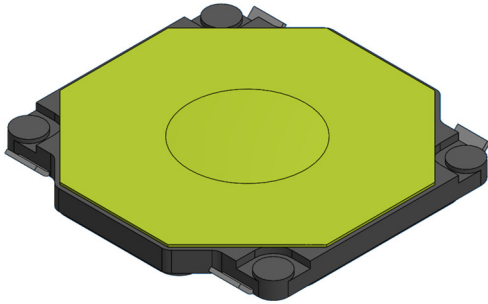


# PRODUCT SPECIFICATION

Part Number	SWT0105			Rev	A		Date	23/04/25
Product Description	Tactile Switch, 3.7 X 3.7mm, Top Actuated, J Lead, SPST – NO						Page	1
Doc Number	SWT0105	Prepared	CC	Checked	YR	Approved	PH	



## Features:

Outline: 3.7 X 3.7mm

Profile height: 0.35mm

Actuated Orientation: Top Actuated

Lead Type: J Lead

## Specification:

### Material

Case: LCP, Black

Terminal: Phosphor Bronze

Contact: Stainless Steel

Film: PI, Yellow

### Plating

Terminal: Silver Plated

Contact: Silver Plated

### Electrical

Voltage rating: 12V DC

Current Rating: 50 mA Max.

Contact Resistance: 500 mΩ Max.

Dielectric Withstanding Voltage: 250V AC

Insulation Resistance: 100 MΩ Min

### Mechanical & Environmental

Operating Temperature: -40°C to +85°C

Operating Force: 160±40gf

Travel: 0.15±0.1mm

Durability: 100,000 cycles

Solder Tails Co-planarity: 0.10mm Max.

## Ordering Grid:

Ordering Grid

SWT0105 — 0035 16 J S A

Profile Height  
0035 = 0.35mm

Operating Force  
16 = 160g

Lead Type  
J = J Lead

Packing Options  
A = Tape & Reel  
(10000pcs per reel)

Contact Plating  
S = Silver



[www.gct.co](http://www.gct.co)

# PRODUCT SPECIFICATION

Part Number	SWT0105			Rev	A		Date	23/04/25
Product Description	Tactile Switch, 3.7 X 3.7mm, Top Actuated, J Lead, SPST – NO						Page	2
Doc Number	SWT0105	Prepared	CC	Checked	YR	Approved	PH	

## Reflow Soldering Profile:

Pb-free reflow profile requirements

Parameter	Reference	Specification
Average temperature gradient in preheating		2.5°C/s
Soak time	t <sub>soak</sub>	2-3 minutes
Time above 217°C	t <sub>1</sub>	60 s
Time above 230°C	t <sub>2</sub>	50 s
Time above 250°C	t <sub>3</sub>	3 s
Peak temperature in reflow	T <sub>peak</sub>	255°C (–0/+5°C)
Temperature gradient in cooling		Max -5°C/s

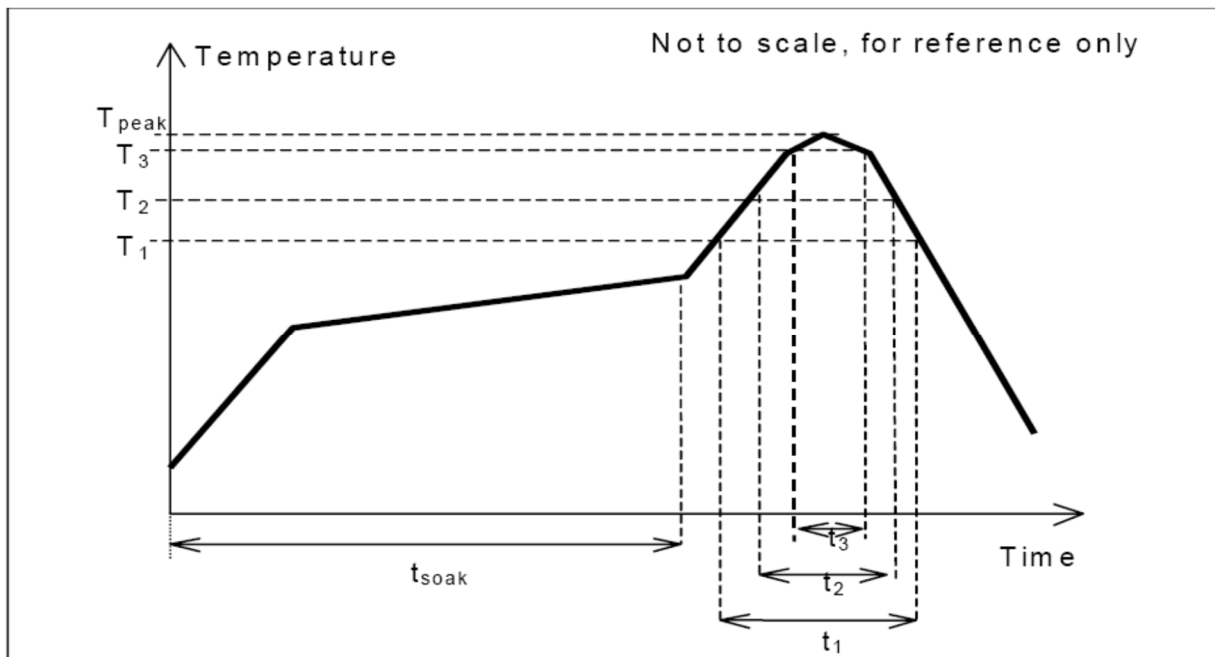


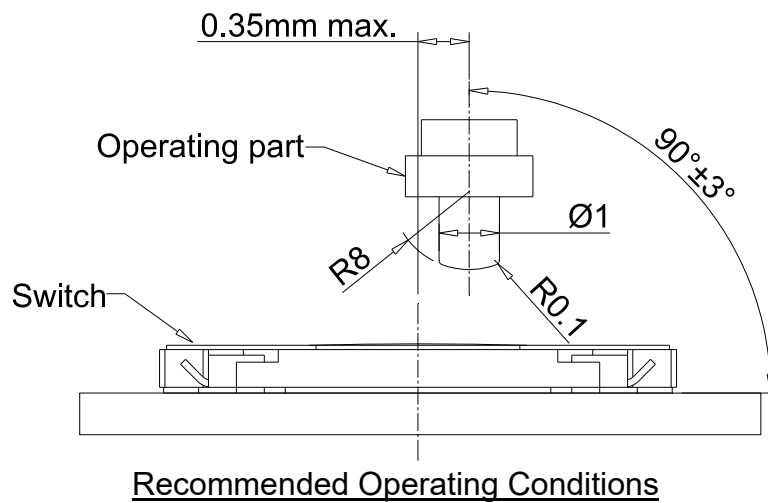
Fig. 1.0, this profile is the minimum requirement for evaluating soldering heat resistance of components. Heat transfer method used for reflow soldering is hot air convection. The actual air temperatures used to achieve the specified profile is higher and largely dependent on the reflow equipment.

# PRODUCT SPECIFICATION

Part Number	SWT0105			Rev	A		Date	23/04/25
Product Description	Tactile Switch, 3.7 X 3.7mm, Top Actuated, J Lead, SPST – NO						Page	3
Doc Number	SWT0105	Prepared	CC	Checked	YR	Approved	PH	

## Precaution for Operating:

1. Deviation of operating part from the centre axis of the switch shall be within 0.35mm.
2. Allowable operating angle:  $90 \pm 3$  degrees.
3. Do not overload and shock the switch.
4. Avoid pressing on the film with sharp objects.
5. Cleaning after product soldering is not allowed.
6. Avoid switching on for a long time.



## Precaution for Handling and Storage:

1. Products are vacuum sealed in plastic bag with desiccant.
2. Recommended storage conditions:  $-20$  to  $+50^\circ\text{C}$ , 20% to 85% humidity.
3. Avoid exposing to corrosive gas, direct sunlight.
4. After the packaging is opened, use the products as quickly as possible.
5. Products that have not been used up must be vacuum sealed in plastic bag with desiccant.

# PRODUCT SPECIFICATION

Part Number	SWT0105			Rev	A		Date	23/04/25
Product Description	Tactile Switch, 3.7 X 3.7mm, Top Actuated, J Lead, SPST – NO					Page	4	
Doc Number	SWT0105	Prepared	CC	Checked	YR	Approved	PH	

Revision details:

Revision	Information	Page	Release Date
0.1	First draft	-	07/04/2025
0.2	Add precautions	4	17/04/2025
A	First Release		23/04/2025

