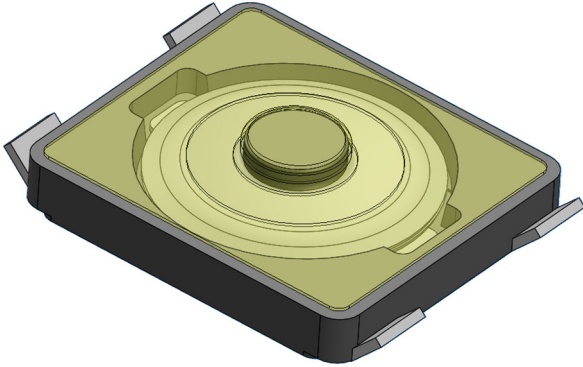


PRODUCT SPECIFICATION

Part Number	SWT5005			Rev	A		Date	30/04/25
Product Description	Tactile Switch, 3.0 X 2.6mm, Top Actuated, J Lead, SPST – NO, IP65						Page	1
Doc Number	SWT5005	Prepared	CC	Checked	YR	Approved	PH	



Features:

Outline: 3.0 X 2.6mm

Profile height: 0.65mm

Actuated Orientation: Top Actuated

Lead Type: J Lead

Specification:

Material

Housing: LCP, Black

Button: PI, Black

Terminal: Phosphor Bronze

Contact: Stainless Steel

Film: PI, Yellow, Translucent

Plating

Terminal: Silver Plated

Contact: Silver Plated

Electrical

Voltage rating: 12V DC

Current Rating: 50mA Max.

Contact Resistance: 500mΩ Max.

Dielectric Withstanding Voltage: 250V AC

Insulation Resistance: 100MΩ Min

Mechanical & Environmental

Operating Temperature: -40°C to +85°C

Operating Force: See Ordering Grid

Travel: 0.20±0.10mm

Durability: 50,000 cycles

Ingress Protection Rating: IP65

Solder Tails Co-planarity: 0.10mm Max.

Ordering Grid:

Ordering Grid

SWT5005 — 0065 XX J S A

Profile Height
0065 = 0.65mm

Operating Force
10 = 100±40gf
16 = 160±40gf

Lead Type
J = J Lead

Packing Options
A = Tape & Reel
(5000pcs per reel)

Contact Plating
S = Silver

GCT

www.gct.co

PRODUCT SPECIFICATION

Part Number	SWT5005			Rev	A		Date	30/04/25
Product Description	Tactile Switch, 3.0 X 2.6mm, Top Actuated, J Lead, SPST – NO, IP65						Page	2
Doc Number	SWT5005	Prepared	CC	Checked	YR	Approved	PH	

Reflow Soldering Profile:

Pb-free reflow profile requirements

Parameter	Reference	Specification
Average temperature gradient in preheating		2.5°C/s
Soak time	t _{soak}	2-3 minutes
Time above 217°C	t ₁	60 s
Time above 230°C	t ₂	50 s
Time above 250°C	t ₃	3 s
Peak temperature in reflow	T _{peak}	255°C (–0/+5°C)
Temperature gradient in cooling		Max -5°C/s

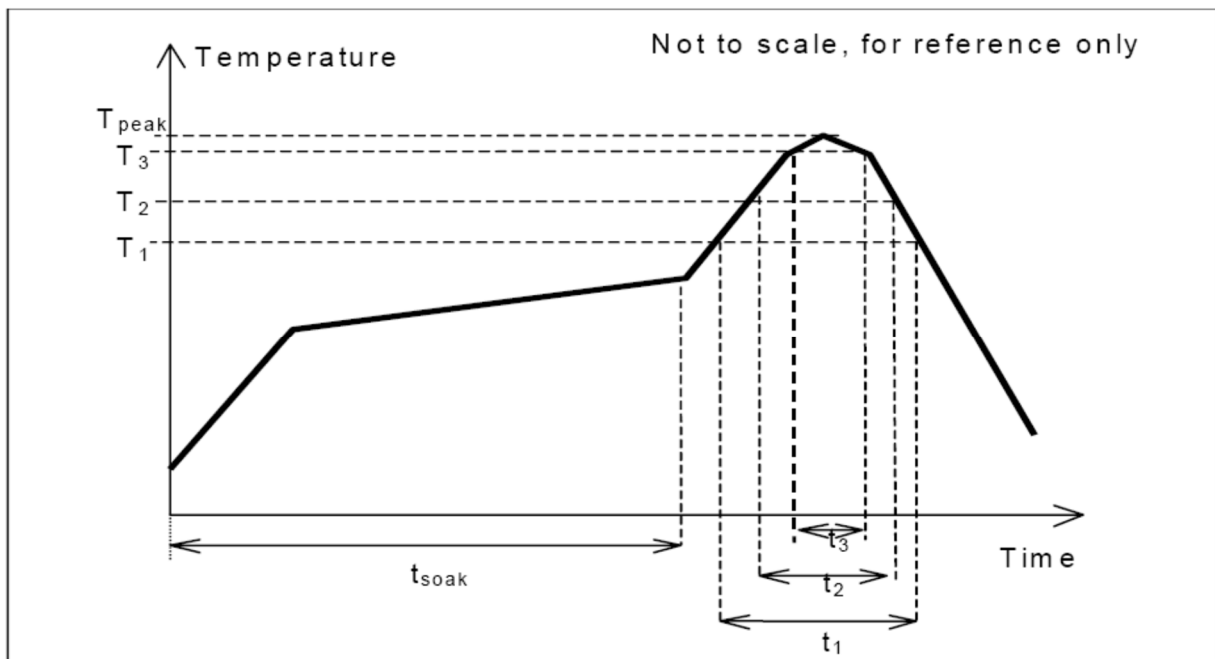


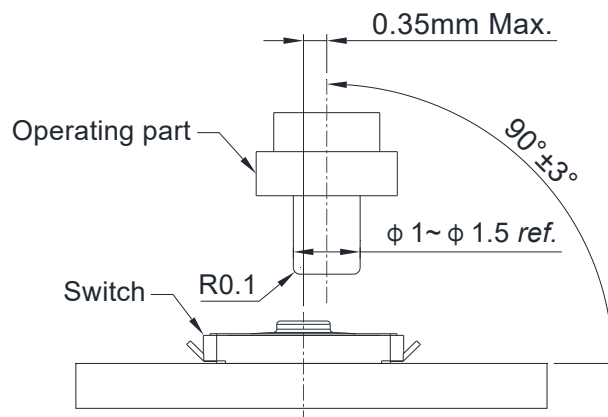
Fig. 1.0, this profile is the minimum requirement for evaluating soldering heat resistance of components. Heat transfer method used for reflow soldering is hot air convection. The actual air temperatures used to achieve the specified profile is higher and largely dependent on the reflow equipment.

PRODUCT SPECIFICATION

Part Number	SWT5005			Rev	A		Date	30/04/25
Product Description	Tactile Switch, 3.0 X 2.6mm, Top Actuated, J Lead, SPST – NO, IP65						Page	3
Doc Number	SWT5005	Prepared	CC	Checked	YR	Approved	PH	

Precaution for Operating:

1. Deviation of operating part from the centre axis of the switch shall be within 0.35mm.
2. Allowable operating angle: 90 ± 3 degrees.
3. Do not overload and shock the switch.
4. Avoid pressing on the film with sharp objects.
5. Cleaning after product soldering is not allowed.
6. Avoid switching on for a long time.



Recommended Operating Conditions

Precaution for Handling and Storage:

1. Products are vacuum sealed in plastic bag with desiccant.
2. Recommended storage conditions: -20 to $+50^\circ\text{C}$, 20% to 85% humidity.
3. Avoid exposing to corrosive gas, direct sunlight.
4. After the packaging is opened, use the products as quickly as possible.
5. Products that have not been used up must be vacuum sealed in plastic bag with desiccant.

PRODUCT SPECIFICATION

Part Number	SWT5005			Rev	A		Date	30/04/25
Product Description	Tactile Switch, 3.0 X 2.6mm, Top Actuated, J Lead, SPST – NO, IP65						Page	4
Doc Number	SWT5005	Prepared	CC	Checked	YR	Approved	PH	

Revision details:

Revision	Information	Page	Release Date
0.1	First draft	-	28/04/2025
A	First Release		30/04/2025

