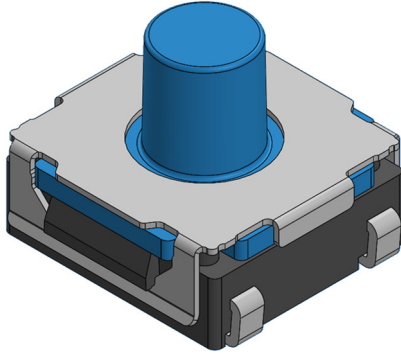


PRODUCT SPECIFICATION

Part Number	SWT7405			Rev	A		Date	30/04/25
Product Description	Tactile Switch, 6.55 X 6.40mm, Top Actuated, J Lead, SPST – NO, IP67						Page	1
Doc Number	SWT7405	Prepared	CC	Checked	YR	Approved	PH	



Features:

Outline: 6.55 X 6.40mm

Profile height: 5.10mm

Actuated Orientation: Top Actuated

Lead Type: J Lead

Specification:

Material

Housing: PPA, Black

Button: Silicone Rubber, Blue

Terminal: Phosphor Bronze

Contact: Stainless Steel

Shell: Stainless Steel

Plating

Terminal: Silver Plated

Contact: Silver Plated

Electrical

Voltage & Current Rating:

12V DC, 50mA Max.

2V DC, 10uA Min.

Contact Resistance: 100mΩ Max.

Dielectric Withstanding Voltage: 250V AC

Insulation Resistance: 100MΩ Min.

Mechanical & Environmental

Operating Temperature: -40°C to +90°C

Operating Force: 400±88gf

Travel: 0.55±0.25mm

Durability: 100,000 cycles

Ingress Protection Rating: IP67

Solder Tails Co-planarity: 0.10mm Max.

Ordering Grid:

Ordering Grid

SWT7405 — 0510 40 J S A

Profile Height
0510 = 5.10mm

Operating Force
40 = 400±88gf

Lead Type
J = J Lead

Packing Options
A = Tape & Reel
(1000pcs per reel)

Contact Plating
S = Silver

GCT

www.gct.co

PRODUCT SPECIFICATION

Part Number	SWT7405			Rev	A		Date	30/04/25
Product Description	Tactile Switch, 6.55 X 6.40mm, Top Actuated, J Lead, SPST – NO, IP67						Page	2
Doc Number	SWT7405	Prepared	CC	Checked	YR	Approved	PH	

Reflow Soldering Profile:

Pb-free reflow profile requirements

Parameter	Reference	Specification
Average temperature gradient in preheating		2.5°C/s
Soak time	t _{soak}	2-3 minutes
Time above 217°C	t ₁	60 s
Time above 230°C	t ₂	50 s
Time above 250°C	t ₃	3 s
Peak temperature in reflow	T _{peak}	255°C (–0/+5°C)
Temperature gradient in cooling		Max -5°C/s

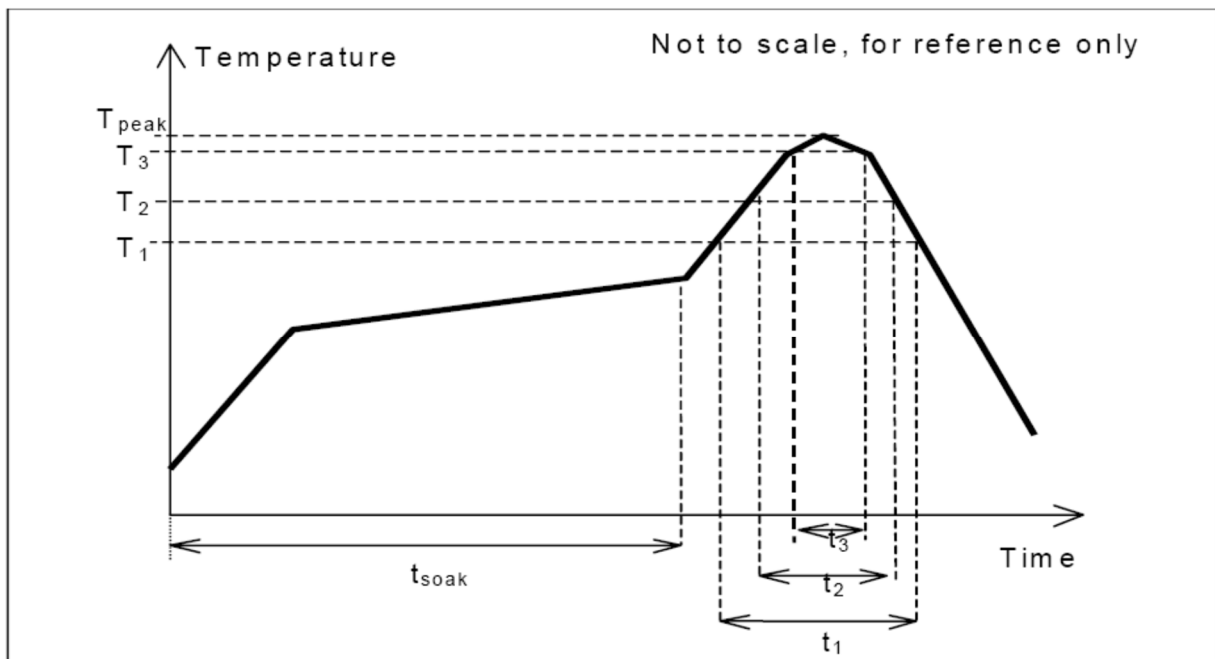


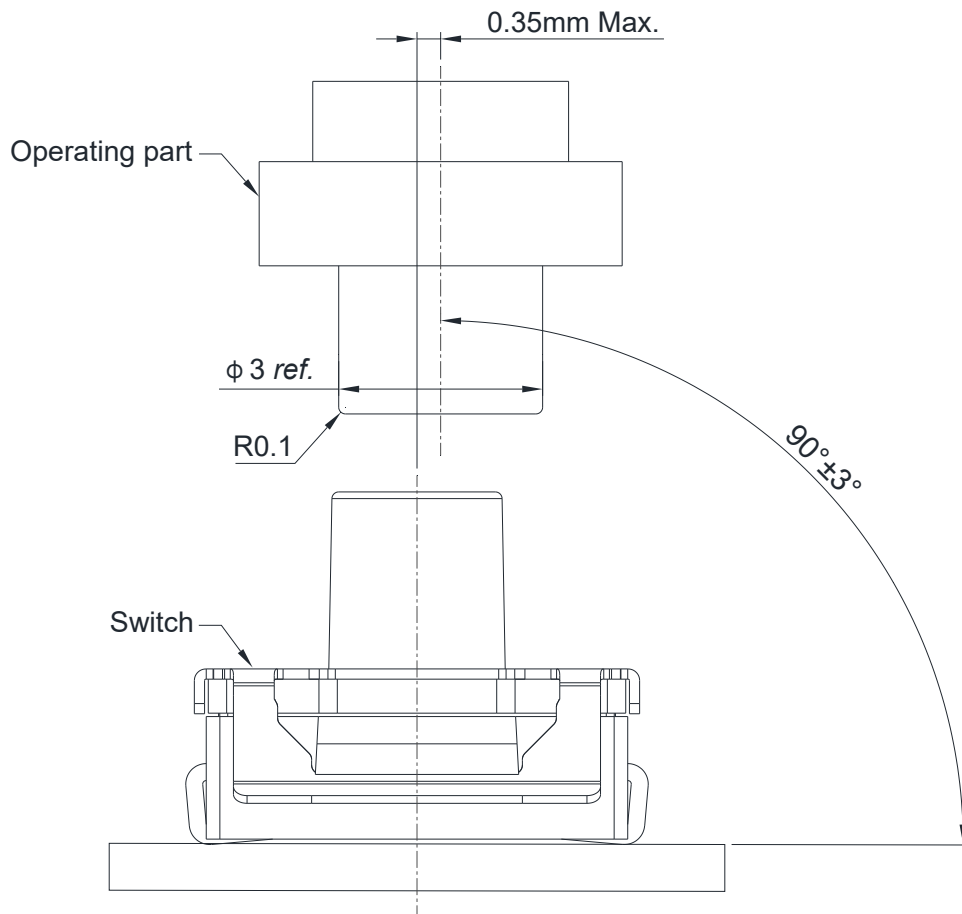
Fig. 1.0, this profile is the minimum requirement for evaluating soldering heat resistance of components. Heat transfer method used for reflow soldering is hot air convection. The actual air temperatures used to achieve the specified profile is higher and largely dependent on the reflow equipment.

PRODUCT SPECIFICATION

Part Number	SWT7405			Rev	A		Date	30/04/25
Product Description	Tactile Switch, 6.55 X 6.40mm, Top Actuated, J Lead, SPST – NO, IP67						Page	3
Doc Number	SWT7405	Prepared	CC	Checked	YR	Approved	PH	

Precaution for Operating:

1. Deviation of operating part from the centre axis of the switch shall be within 0.35mm.
2. Allowable operating angle: 90 ± 3 degrees.
3. Do not overload and shock the switch.
4. Avoid pressing on the film with sharp objects.
5. Cleaning after product soldering is not allowed.
6. Avoid switching on for a long time.



Recommended Operating Conditions

Precaution for Handling and Storage:

1. Products are vacuum sealed in plastic bag with desiccant.
2. Recommended storage conditions: -20 to $+50^\circ\text{C}$, 20% to 85% humidity.
3. Avoid exposing to corrosive gas, direct sunlight.
4. After the packaging is opened, use the products as quickly as possible.
5. Products that have not been used up must be vacuum sealed in plastic bag with desiccant.

PRODUCT SPECIFICATION

Part Number	SWT7405			Rev	A		Date	30/04/25
Product Description	Tactile Switch, 6.55 X 6.40mm, Top Actuated, J Lead, SPST – NO, IP67						Page	4
Doc Number	SWT7405	Prepared	CC	Checked	YR	Approved	PH	

Revision details:

Revision	Information	Page	Release Date
0.1	First draft	-	28/04/2025
A	First Release		30/04/2025

