

# SLLCP23-1190P55

► LS SERIES TUBULAR ENCLOSURE TYPE 4 SAFETY LIGHT CURTAINS






EZ-SCREEN LS Cascade, Pair  
Resolution: 23 mm; Range: 12 m (40 ft)  
Defined Area: 1190 mm (46.9 in); Housing: Black  
5-pin 300 mm M12 Pigtail QD; 2x OSSD output only  
Part Number: 89633

CERTIFICATIONS



ACCESSORIES TO COMPLETE YOUR SYSTEM

Add all or individual items to your cart. More options available below.

	<b>EZLSA-MBK-16</b>
EZ-SCREEN LS Accessory Bracket: Side Mount Includes One Bracket and Hardware Rotation: +15 Degrees and -20 Degrees Black Zinc Die-Cast	
	<b>DELS-111E</b>
Cordset: Double Ended LS-Custom 12-pin Straight Female; 12-pin Straight Female 0.3 m 11x24 Yellow PVC Jacket PVC Black	
	<b>QDE-515D</b>
Cordset: Single Ended M12 5-pin Straight Female 4.57 m 5x22 Yellow PVC Jacket Nickel-Plated Brass Coupling Nut	

**SPECIFICATIONS**

<b>Low Profile</b>	Yes
<b>Max Operating Range (m)</b>	>8 - <=20
<b>Defined Area Height Range (mm)</b>	>950 - <=1300
<b>IP Rating</b>	IP65, IP67
<b>Supply Voltage</b>	24 V dc
<b>Primary Housing Material</b>	Aluminum
<b>Safety Level</b>	Type 4
<b>Effective Aperture Angle</b>	Type 4 Per IEC 61496-2
<b>Connector Type</b>	M12 Pigtail (Yellow)
<b>Defined Area Height (mm)</b>	1190
<b>Dimensions WxD (mm)</b>	36 x 45
<b>Overall Length (mm)</b>	1193
<b>External Monitoring Device</b>	1 Channel
<b>Fixed Blanking</b>	Yes
<b>Housing Finish</b>	Black Anodized
<b>Number of Pins (Receiver/Emitter)</b>	5
<b>Operating Distance (m)</b>	0.1 - 12
<b>Operating Voltage</b>	24 V dc +/- 15%
<b>Operating Temperature</b>	-20 to +55 deg. C; RH 95%
<b>PL Rating</b>	Plc
<b>Recovery Time</b>	82 / 274
<b>Resolution (mm)</b>	23
<b>Reduced Resolution</b>	No

<b>Response Time</b>	19.2
<b>SIL Rating</b>	SIL3; CL3
<b>Electrical Safety Class</b>	III
<b>Scan Code</b>	Not Selectable
<b>Shock</b>	10g at 16ms (6000 cycles)
<b>Short Protection</b>	Yes
<b>System Type</b>	Emitter/Receiver Pair
<b>Vibration</b>	10-55 Hz at 0.35 mm
<b>Auxiliary Output</b>	No
<b>Fault Output</b>	Yes
<b>Housing Material</b>	Aluminum; Zinc; Acrylic
<b>OSSD Rating</b>	24 V dc at 0.5 A each
<b>Supply Current</b>	151 mA Typical
<b>Trip/Latch Output</b>	Trip
<b>Test Input</b>	No
<b>Feature: Cascade</b>	Yes
<b>Feature: End-to-End Sensing</b>	Yes
<b>EPLAN Status</b>	Published
<b>EPLAN Original Sent Date</b>	04/21/2022

## COMPATIBLE PRODUCTS

**BRACKETS**

	<b>EZLSA-MBK-11</b>
EZ-SCREEN LS Accessory Bracket: End Mount Includes Two Brackets and Hardware Rotation: 360 Degrees in 23 Degree Increments 8 ga Steel, Black Zinc Plated	
	<b>EZLSA-MBK-12</b>
EZ-SCREEN LS Accessory Bracket: Center Mount Includes One Bracket and Hardware Rotation: +15 Degrees and -15 Degrees 8 ga Steel, Black Zinc Plated and Die-Cast Zinc Clamp	

**SAFETY LIGHT ENCLOSURES**

	<b>EZLSA-TE-1190</b>
Accessory: Tubular Enclosure for EZ Screen LS Length 1190 mm	

**SGS MUTE ARM KITS**

	<b>SGSA-ML-L-LPQ20</b>
Safety Grid System and LS Light Curtain, Accessory Mute Arm Kit: L Configuration Left Side Includes: One Sensor Arm with Two Q20PLPQ5 Sensors Installed One Reflector Arm with Two Reflectors Installed, and Mounting Hardware	
	<b>SGSA-ML-R-LPQ20</b>
Safety Grid System and LS Light Curtain, Accessory Mute Arm Kit: L Configuration Right Side Includes: One Sensor Arm with Two Q20PLPQ5 Sensors Installed One Reflector Arm with Two Reflectors Installed, and Mounting Hardware	
	<b>SGSA-MT-LPQ20</b>
Safety Grid System and LS Light Curtain, Accessory Mute Arm Kit: T Configuration Includes: Two Sensor Arms with Two Q20PLPQ5 sensors installed on each arm Two Reflector Arms with Two Reflectors Installed on Each Arm, and Mounting Hardware	

**SGSA-MX-LPQ20**

Safety Grid System and LS Light Curtain, Accessory  
 Mute Arm Kit: X Configuration  
 Includes: Two Sensor Arms with One Q20PLPQ5 Sensor Installed on Each Arm  
 Two Reflector Arms with One Reflectors Installed on Each Arm, and Mounting Hardware

**DOUBLE-ENDED CORDSETS****DEE2R-51D**

Cordset: Double Ended M12  
 5-pin Straight Female; 5-pin Straight Male  
 0.3 m 5x22 Yellow PVC Jacket  
 Nickel-Plated Brass Coupling Nuts

**DEE2R-53D**

Cordset: Double Ended M12  
 5-pin Straight Female; 5-pin Straight Male  
 0.91 m 5x22 Yellow PVC Jacket  
 Nickel-Plated Brass Coupling Nuts

**DEE2R-515D**

Cordset: Double Ended M12  
 5-pin Straight Female; 5-pin Straight Male  
 4.57 m 5x22 Yellow PVC Jacket  
 Nickel-Plated Brass Coupling Nuts

**DEE2R-525D**







Cordset: Double Ended M12  
 5-pin Straight Female; 5-pin Straight Male  
 7.62 m 5x22 Yellow PVC Jacket  
 Nickel-Plated Brass Coupling Nuts


**DEE2R-550D**

Cordset: Double Ended M12  
 5-pin Straight Female; 5-pin Straight Male  
 15.2 m 5x22 Yellow PVC Jacket  
 Nickel-Plated Brass Coupling Nuts






**DEE2R-575D**

Cordset: Double Ended M12  
 5-pin Straight Female; 5-pin Straight Male  
 22.9 m 5x22 Yellow PVC Jacket  
 Nickel-Plated Brass Coupling Nuts

	<b>DEE2R-5100D</b>
	<p>Cordset: Double Ended M12  5-pin Straight Female; 5-pin Straight Male  30.5 m 5x22 Yellow PVC Jacket  Nickel-Plated Brass Coupling Nuts</p>
	<b>DELS-110E</b>
	<p>Cordset: Double Ended LS-Custom  12-pin Straight Female; 12-pin Straight Female  0.07 m 11x24 Yellow PVC Jacket  PVC Black</p>
	<b>DELS-111E</b>
	<p>Cordset: Double Ended LS-Custom  12-pin Straight Female; 12-pin Straight Female  0.3 m 11x24 Yellow PVC Jacket  PVC Black</p>
	<b>DELS-113E</b>
	<p>Cordset: Double Ended LS-Custom  12-pin Straight Female; 12-pin Straight Female  1 m 11x24 Yellow PVC Jacket  PVC Black</p>
	<b>DELS-118E</b>
	<p>Cordset: Double Ended LS-Custom  12-pin Straight Female; 12-pin Straight Female  2.5 m 11x24 Yellow PVC Jacket  PVC Black; Custom Coupling Nuts</p>
	<b>DELS-1115E</b>
	<p>Cordset: Double Ended LS-Custom  12-pin Straight Female; 12-pin Straight Female  4.6 m 11x24 Yellow PVC Jacket  PVC Black</p>
	<b>DELS-1125E</b>
	<p>Cordset: Double Ended LS-Custom  12-pin Straight Female; 12-pin Straight Female  8 m 11x24 Yellow PVC Jacket  PVC Black</p>

	<b>DELS-1150E</b>
	<p>Cordset: Double Ended LS-Custom  12-pin Straight Female; 12-pin Straight Female  15.3 m 11x24 Yellow PVC Jacket  PVC Black</p>
	<b>DELSEF-40D</b>
	<p>Cordset: Double Ended LS-Custom to M12  12-pin Straight Female; 4-pin Straight Female  0.07 m (0.23 ft) Yellow PVC Jacket  Nickel-Plated Brass Coupling Nut</p>
	<b>DELSEF-41D</b>
	<p>Cordset: Double Ended LS-Custom to M12  12-pin Straight Female; 4-pin Straight Female  0.3 m 5x22 Yellow PVC Jacket  PVC Black; Nickel-Plated Brass Coupling Nuts</p>
	<b>DELSEF-43D</b>
	<p>Cordset: Double Ended LS-Custom to M12  12-pin Straight Female; 4-pin Straight Female  1 m 5x22 Yellow PVC Jacket  PVC Black; Nickel-Plated Brass Coupling Nuts</p>
	<b>DELSEF-48D</b>
	<p>Cordset: Double Ended LS-Custom to M12  12-pin Straight Female; 4-pin Straight Female  2.5 m 5x22 Yellow PVC Jacket  PVC Black; Nickel-Plated Brass Coupling Nuts</p>
	<b>DELSEF-415D</b>
	<p>Cordset: Double Ended LS-Custom to M12  12-pin Straight Female; 4-pin Straight Female  4.6 m 5x22 Yellow PVC Jacket  PVC Black; Nickel-Plated Brass Coupling Nuts</p>
	<b>DELSEF-81D</b>
	<p>Cordset: Double Ended LS-Custom to M12  12-pin Straight Female; 8-pin Straight Female  0.3 m 8x22 Yellow PVC Jacket  PVC Black; Nickel-Plated Brass Coupling Nuts</p>

**SINGLE ENDED CORDSETS**

	<b>QDE-515D</b>
Cordset: Single Ended M12 5-pin Straight Female 4.57 m 5x22 Yellow PVC Jacket Nickel-Plated Brass Coupling Nut	
	<b>QDE-525D</b>
Cordset: Single Ended M12 5-pin Straight Female 7.62 m 5x22 Yellow PVC Jacket Nickel-Plated Brass Coupling Nut	
	<b>QDE-550D</b>
Cordset: Single Ended M12 5-pin Straight Female 15.24 m 5x22 Yellow PVC Jacket Nickel-Plated Brass Coupling Nut	
	<b>QDE-575D</b>
Cordset: Single Ended M12 5-pin Straight Female 22.86 m 5x22 Yellow PVC Jacket Nickel-Plated Brass Coupling Nut	
	<b>QDE-5100D</b>
Cordset: Single Ended M12 5-pin Straight Female 30.48 m 5x22 Yellow PVC Jacket Nickel-Plated Brass Coupling Nut	

**SPLITTERS**

	<b>CSB-M1258M1251</b>
M12 QD Splitter Cable 5-pin Straight male M12 2.44 m (8 ft) Trunk 5-pin Straight Female M12 0.3 m (1 ft) Branch 1 5-pin Straight Female M12 0.3 m (1 ft) Branch 2 Nickel-Plated Brass Coupling Nuts Yellow Jacket	



	<b>CSB-M12515M1251</b>
	<p>M12 QD Splitter Cable</p> <p>5-pin Straight male M12 4.57 m (15 ft) Trunk</p> <p>5-pin Straight Female M12 0.3 m (1 ft) Branch 1</p> <p>5-pin Straight Female M12 0.3 m (1 ft) Branch 2</p> <p>Nickel-Plated Brass Coupling Nuts Yellow Jacket</p>
	<b>CSB-M12525M1251</b>
	<p>M12 QD Splitter Cable</p> <p>5-pin Straight male M12 7.62 m (25 ft) Trunk</p> <p>5-pin Straight Female M12 0.3 m (1 ft) Branch 1</p> <p>5-pin Straight Female M12 0.3 m (1 ft) Branch 2</p> <p>Nickel-Plated Brass Coupling Nuts Yellow Jacket</p>
	<b>CSB-UNT525M1251</b>
	<p>M12 QD Splitter Cable</p> <p>5-pin; 0.3 m Female Branches Unterminated Trunk</p> <p>7.62 m (25 ft)</p> <p>5x22 GA 25 ft Trunk 1 ft Branch</p>
	<b>CSB-M1251M1251</b>
	<p>M12 QD Splitter Cable</p> <p>5-pin Straight male M12 0.3 m (1 ft) Trunk</p> <p>5-pin Straight Female M12 0.3 m (1 ft) Branch 1</p> <p>5-pin Straight Female M12 0.3 m (1 ft) Branch 2</p> <p>Nickel-Plated Brass Coupling Nuts Yellow Jacket</p>

### 30 MM GENERAL PURPOSE INDICATORS: K30L SERIES

	<b>EZLSA-K30LXR</b>
	<p>K30 EZ-LIGHT for end-mounting to SLLCRxx</p> <p>Cascade EZ-SCREEN LS</p> <p>Red (OSSDs OFF)</p> <p>and Red Flashing (Receiver lockout, OSSDs OFF)</p> <p>End-mount to Receiver via Cascade RD Connector</p> <p>and two Phillips Screws</p>

### BLANKING KITS FOR SAFETY LIGHT CURTAINS

	<b>EZA-RBK-1</b>
	EZA-RBK-1 EZ-SCREEN Remote Fixed Blanking Key Switch

**SAFETY LIGHT CURTAIN INDICATORS**

	<b>EZLSA-K30LGR</b>
<p>K30 EZ-LIGHT for end-mounting to SLLCRxx Cascade EZ-SCREEN LS Green (OSSDs ON), Red (OSSDs OFF), and Red Flashing (Receiver lockout, OSSDs OFF) End-mount to receiver via cascade RD connector and two Phillips screws</p>	