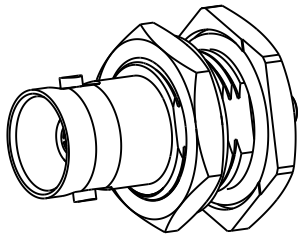
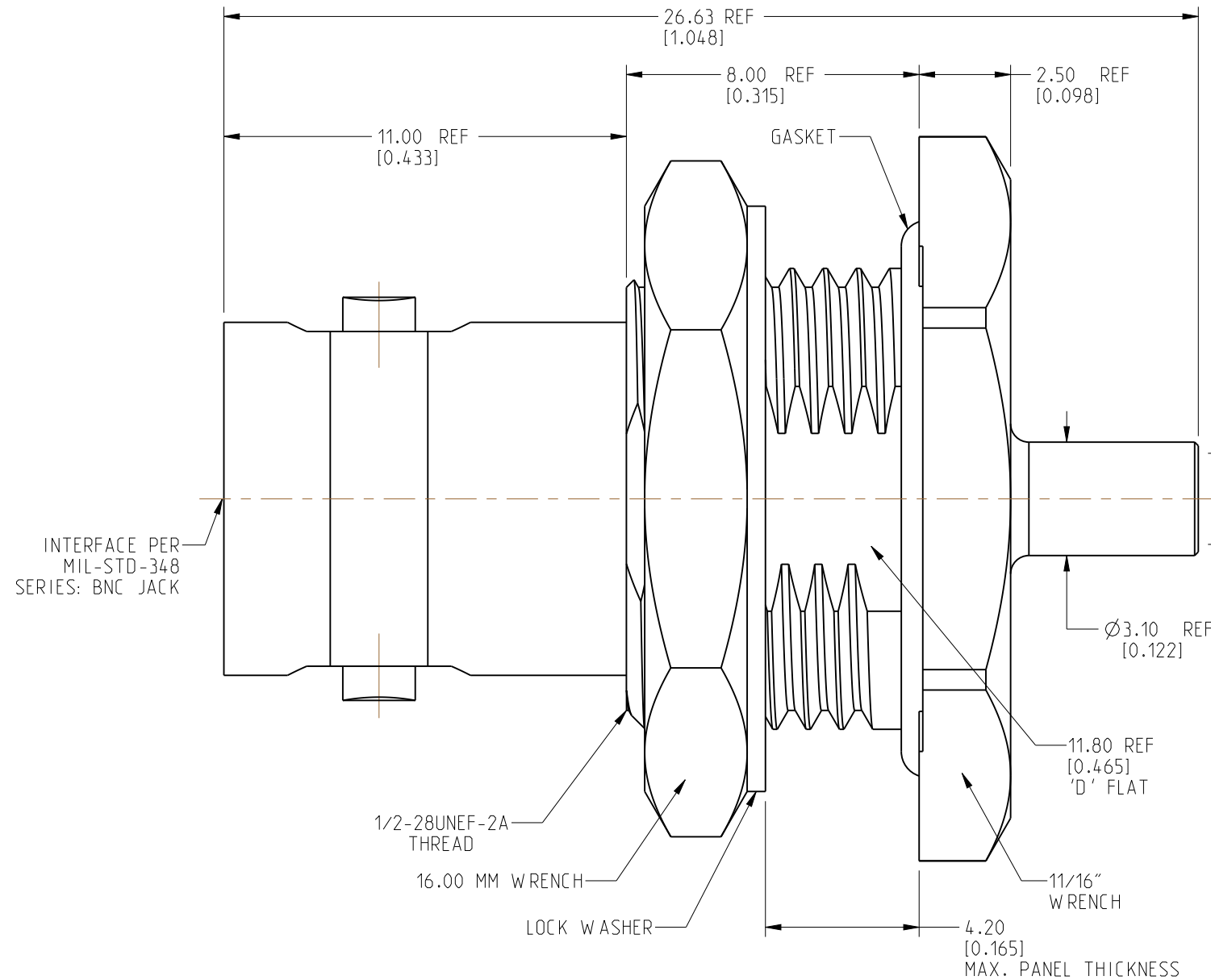


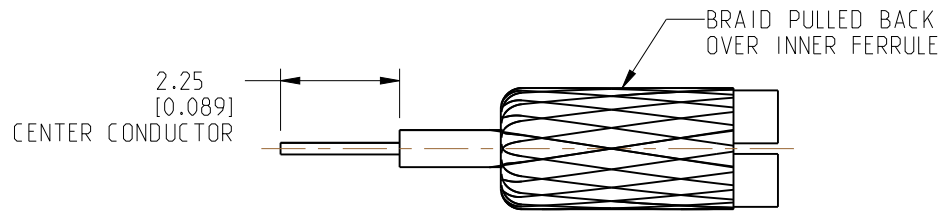
1. MATERIALS AND FINISHES:
BODY, INNER FERRULE, HEX NUT
SLEEVE & LOCK WASHER - BRASS, NICKEL PLATING
CONTACT - BeCu, GOLD PLATING
BULLET CONTACT - BRASS, GOLD PLATING
INSULATOR & INSULATOR DISC - PTFE, NATURAL
O-RING - SILICONE RUBBER, RED
2. ELECTRICAL:
 - A. IMPEDANCE: 50 OHM
 - B. FREQUENCY RANGE: DC - 9 GHz
 - C. VSWR: 1.30 MAX. DC - 3 GHz
1.40 MAX. 3 - 6 GHz
1.50 MAX. 6 - 7.1 GHz
 - D. DIELECTRIC WITHSTANDING VOLTAGE: 500 VRMS, MIN.
3. MECHANICAL:
 - A. DURABILITY: 500 CYCLES MIN.
 - B. TEMPERATURE RANGE: -65°C TO +165°C

4. PACKAGING:
 - A. QUANTITY: SINGLE PACK
 - B. MARKING: PACKAGING TO BE MARKED
"AMPHENOL RF, 31-6991 AND DATE CODE"
5. CABLE ASSEMBLY INSTRUCTIONS:
 - A. TRIM CABLE AS SHOWN (TWO STAGE TRIM).
 - B. INSERT CABLE THROUGH INNER FERRULE AND PEEL BRAID BACK,
OVER INNER FERRULE.
 - C. INSTALL SLEEVE AND INSULATOR DISC OVER CABLE, BOTTOMING ON
INNER FERRULE.
 - D. SOLDER BULLET CONTACT TO CABLE CENTER CONDUCTOR,
BOTTOMING ON INSULATOR DISC.
 - E. INSERT CABLE INTO CONNECTOR UNTIL IT BOTTOMS.
 - F. CRIMP BODY OVER INNER FERRULE USING 0.105" HEX

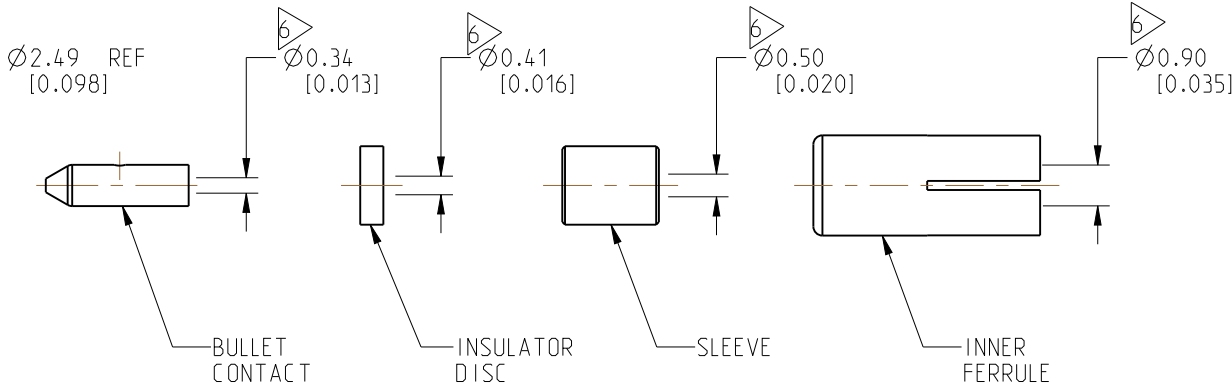
6. SHOWS CABLE ENTRY DIMENSIONS.



SCALE 1.500



RECOMMENDED CABLE STRIPPING DIMENSIONS (TRIM 2)



CUSTOMER OUTLINE DRAWING

ALL OTHER SHEETS ARE FOR INTERNAL USE ONLY

NOTICE: These drawings, specifications, or other data (1) are, and remain the property of Amphenol corp. (2) must be returned upon request; and (3) are confidential and not to be disclosed to any person other than those to whom they are given by Amphenol Corp. The furnishing of these drawings, specifications, or other data by Amphenol Corp., or to any other person to anyone for any purpose is not to be regarded by implication or otherwise in any manner licensing, granting rights to permitting such holder or any other person to manufacture, use or sell any product, process or design, patented or otherwise, that may in any way be related to or disclosed by said drawings, specifications, or other data.

UNLESS OTHERWISE SPECIFIED
DIMENSIONS ARE METRIC (INCHES) AND TOLERANCES ARE:

<0.5mm = ± 0.05 mm	[<0.020 = ± 0.002]
0.5 - 6mm = ± 0.1 mm	[0.020 - 0.236 = ± 0.004]
>6.00 - 30mm = ± 0.2 mm	[>0.236 - 1.181 = ± 0.008]
>30.00 - 120mm = ± 0.3 mm	[>1.181 - 4.725 = ± 0.012]

MATERIAL	
SEE NOTES	

ENGR.1
BRANDON

ENGR.2

DATE
16-FEB-21

TITLE			
BNC	STR	BHD	JACK
FOR	0.81	MM	CABLE

SHEET NO. 2 OF 2

SCALE: 6.0:1.0

Amphenol RF

SIZE B	DRAWING NO.	31-6991
	ITEM NO.	31-6991
	PART NO.	31-6991

REV

A