




Antennas



Wireless Application: 5G

Mounting Location: Internal/Embedded

Mounting Type: Adhesive Mount

Frequency Category: 617 – 6000

Antenna Type: Flexible PCB (FPC)

Features

Product Type Features

Antenna Termination	MHF/MHF1/U.FL/UMCC
Antenna Product Type	Antenna

Configuration Features

Antenna Style	Flexible PCB
Mounting Location	Internal/Embedded
Antenna Type	Flexible PCB (FPC)
Band Type	Multi Band
Port Configuration	Single Port

Electrical Characteristics

Impedance	50 Ω
Antenna Operation	Passive
VSWR (Max)	<2.7:1

Signal Characteristics

Frequency Band	617 – 894 MHz, 1717 – 5000 MHz
----------------	--------------------------------



Gain (Max)	5.9 dB
Frequency Category	617 – 6000
Peak Gain	3 < 6 dBi

Body Features

Product Weight	1.4 g
----------------	-------

Mechanical Attachment

Polarization	Linear
Mounting Type	Adhesive Mount

Dimensions

Product Width	20 mm[.787 in]
Product Length	90 mm[3.543 in]
Product Height	.15 mm[.006 in]
Cable Length	.1 m[.328 ft]
Cable Insulation Diameter (Max)	1.13 mm[.044 in]

Usage Conditions

Cable Type	Coaxial
------------	---------

Operation/Application

Wireless Standard	Cellular
Directionality	Omnidirectional

Industry Standards

Wireless Application	5G
Primary Application	5G

Product Availability

Applicable Region	North America
-------------------	---------------

Packaging Features


Packaging Method	Bag & Box
------------------	-----------

Other

Precision Level	Standard
-----------------	----------

Product Compliance

[For compliance documentation, visit the product page on TE.com>](#)





EU RoHS Directive 2011/65/EU	Compliant
EU ELV Directive 2000/53/EC	Not Yet Reviewed
China RoHS 2 Directive MIIT Order No 32, 2016	No Restricted Materials Above Threshold
EU REACH Regulation (EC) No. 1907/2006	Current ECHA Candidate List: JAN 2025 (247) Candidate List Declared Against: JUNE 2024 (241) Does not contain REACH SVHC
Halogen Content	Low Bromine/Chlorine - Br and Cl < 900 ppm per homogenous material. Also BFR /CFR/PVC Free
Solder Process Capability	Not reviewed for solder process capability

Product Compliance Disclaimer

This information is provided based on reasonable inquiry of our suppliers and represents our current actual knowledge based on the information they provided. This information is subject to change. The part numbers that TE has identified as EU RoHS compliant have a maximum concentration of 0.1% by weight in homogenous materials for lead, hexavalent chromium, mercury, PBB, PBDE, DBP, BBP, DEHP, DIBP, and 0.01% for cadmium, or qualify for an exemption to these limits as defined in the Annexes of Directive 2011/65/EU (RoHS2). Finished electrical and electronic equipment products will be CE marked as required by Directive 2011/65/EU. Components may not be CE marked. Additionally, the part numbers that TE has identified as EU ELV compliant have a maximum concentration of 0.1% by weight in homogenous materials for lead, hexavalent chromium, and mercury, and 0.01% for cadmium, or qualify for an exemption to these limits as defined in the Annexes of Directive 2000/53/EC (ELV). Regarding the REACH Regulations, TE’s information on SVHC in articles for this part number is still based on the European Chemical Agency (ECHA) ‘Guidance on requirements for substances in articles’(Version: 2, April 2011), applying the 0.1% weight on weight concentration threshold at the finished product level. TE is aware of the European Court of Justice ruling of September 10th, 2015 also known as O5A (Once An Article Always An Article) stating that, in case of ‘complex object’, the threshold for a SVHC must be applied to both the product as a whole and simultaneously to each of the articles forming part of its composition. TE has evaluated this ruling based on the new ECHA “Guidance on requirements for substances in articles” (June 2017, version 4.0) and will be updating its statements accordingly.

Compatible Parts



Customers Also Bought





TE Part #1SNG601007R0000
EP-SG-M12-LGR-C



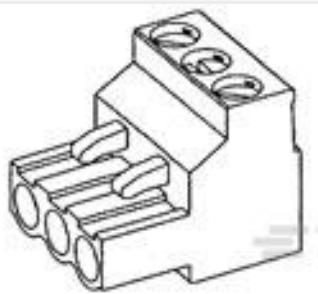
TE Part #5677652002
RNF-3000-9/3-2-STK



TE Part #1SNG618005R0000
EP-RJG-M20-GR-B



TE Part #1SNG607001R0000
EP-LN-M12-LGR-A



TE Part #796634-2
2 POS 5.08MM R/A PLUG,TRM BLK



TE Part #796638-2
2POS 5.08MM CE R/A HDR,TRM BLK



TE Part #9-1676480-8
CRG0402 1% 10R



TE Part #6-1676481-8
CPF 0603 4K3 0.1% 25PPM 1K RL



TE Part #2-1825027-0
FSMRA7JH04=R/A,TACT PB SW,160G



TE Part #6-1879021-1
SMW3 33R 5%

Documents

Product Drawings

FPC ANT, HDP, 100mm, MHF1, 617-5000MHz

English

CAD Files

3D PDF

3D

Customer View Model

ENG_CVM_CVM_L000848-02_1.2d_dxf.zip

English

Customer View Model

ENG_CVM_CVM_L000848-02_1.3d_igs.zip

English

Customer View Model

ENG_CVM_CVM_L000848-02_1.3d_stp.zip

English

By downloading the CAD file I accept and agree to the [Terms and Conditions](#) of use.

Datasheets & Catalog Pages



Data sheet for L000848

English

Product Specifications

Product Specification

English