

K50PSAF1000SQ

K50 PROGRAMMABLE TOUCHLESS BUTTONS





K50 Pro: Pick-IQ Adjustable-Field Sensor
10-30 V dc; Polycarbonate; IP66, IP67, IP69K
Input: Modbus; Colors: Multicolor
4-pin M12 Integral QD
Part Number: 816246

CERTIFICATIONS



ACCESSORIES TO COMPLETE YOUR SYSTEM

Add all or individual items to your cart. More options available below.

	BC-M12F4-M12M4-22-2 Cordset: Double-Ended M12 4-pin Straight Female; 4-pin Straight Male Connectors 2 m (6.56 ft) 4x22 Black PVC Jacket Nickel-Plated Brass Coupling Nuts
	BC-M12F4-22-1 Cordset: Single-Ended M12 4-pin Straight Female Connector 1 m (3.28 ft) 4x22 Black PVC Jacket Nickel-Plated Brass Coupling Nut

SPECIFICATIONS




Power	DC
IP Rating	IP66, IP67, IP69K
Display	No
Supply Voltage	18-30 V dc
Housing Style	Base Mount - Dome Window
Primary Housing Material	Polycarbonate
Indication	Yes
Actuation	Yes
Activation Function	Optical
Mounting Thread	M30 x 1.5

Color Input Control	Multiple (One or more wires/color, enables more colors than input wires)
Number of Colors	Programmable
Product Size (mm)	50
Vibration Feedback	No
Color Technology	RGB Configurable
Color Option 1	RGB
Animation Option 1	Modbus Controlled
Connection	Integral QD
Quick Disconnect Type	M12
Max Current Color (mA)	220
Dimming Option	Modbus Controlled
Pick-to-Light Function	Modbus
Number of Input Pins/Conductors	4
Operation	Programmable
Output Type	Bipolar (NPN & PNP)
Input Type	Bimodal (PNP/NPN)
I/O Block Compatible	Yes
Max Input Response Time (ms)	250
Physical Dimensions (LxWxH or DxH mm)	50.0 x 66.0
Max Op. Relative Humidity Non-Condensing (%)	90% @ 50°C
High Temperature (up to 100&#176; C)	50
Min Op. Temperature (&#176;C)	-40
Storage Temp (&deg;C)	-40 to 70
Primary Housing Color	Black
Button Operation	Programmable
Primary Window Material	Polycarbonate Diffused
PICK-IQ (Modbus RTU)	Yes
Feature: Washdown Rated	Yes
Feature: Encapsulated	No
Feature: Audible	No
Multi-Color Device	Simultaneous Colors On
Feature: Quick Disconnect	Yes

Modbus RTU	Yes
EPLAN Status	Pending Publish
EPLAN Original Sent Date	07/03/2025

COMPATIBLE PRODUCTS

DOUBLE-ENDED CORDSETS

	<p>BC-M12F4-M12M4-22-10</p> <p>Cordset: Double-Ended M12 4-pin Straight Female; 4-pin Straight Male Connectors 10 m (32.8 ft) 4x22 Black PVC Jacket Nickel-Plated Brass Coupling Nuts</p>
	<p>BC-M12F4-M12M4-22-2</p> <p>Cordset: Double-Ended M12 4-pin Straight Female; 4-pin Straight Male Connectors 2 m (6.56 ft) 4x22 Black PVC Jacket Nickel-Plated Brass Coupling Nuts</p>
	<p>BC-M12F4-M12M4-22-5</p> <p>Cordset: Double-Ended M12 4-pin Straight Female; 4-pin Straight Male Connectors 5 m (16.4 ft) 4x22 Black PVC Jacket Nickel-Plated Brass Coupling Nuts</p>