4000 Series Buccaneer

- Sealed to IP68 when mated
- IP68 rating tested at 1.054kg/sq cm (15lb/sq in) 10m depth for 2 weeks
- 2, 3, 4, 6, 8, 10 & 12 Contact configuration
- Power ratings up to 13A, 600V
- Cable acceptance range from 3 to 7mm
- Diameter over coupling ring 19.8mm
- Flex, Inline, Pre-Wired, Panel- and PCB-mounting body styles
- Colour coded O-rings & washers for easy identificaiton purposes
- Plug and Socket versions in all body styles
- Flame Retardant moulding material - Polybutylene Terephthalate/Polycarbonate (PBT/PC) UL94-V0
- Contacts supplied separately (except pre-wired and PCB versions)
- Sealing caps available to maintain IP68 rating
- Crimp and solder contacts
- cULus and VDE approvals
- EN60068-2-64 Vibration Resistance

4000 Series Buccaneer

Flex Cable Connector

PXP4010

- Mates with Inline or Panel mounting versions PXP4001, PXP4003, PXP4011, PXP4012, PXP4013
- Plug or socket
- 2, 3, 4, 6, 8, 10 & 12 Contacts
- ¼ turn locking ring
- Contacts supplied separately

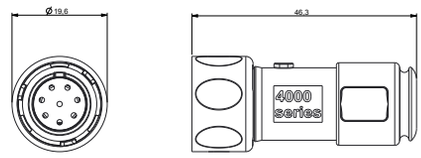

Inline Cable Connector

PXP4011

- Mates with Flex Cable connectors PXP4000, PXP4002, PXP4010
- Plug or socket
- 2, 3, 4, 6, 8, 10 & 12 Contacts
- For Inline cable connection
- Contacts supplied separately

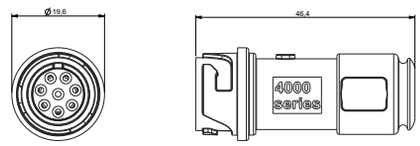

Pre-Wired Flex Cable Connector

PXP4000

- Mates with Inline or Panel mounting versions PXP4001, PXP4003, PXP4011, PXP4012, PXP4013
- Plug or socket
- 2, 3, 4, 6, 8, 10 & 12 Contacts
- ¼ turn locking ring
- PVC Cable Jacket

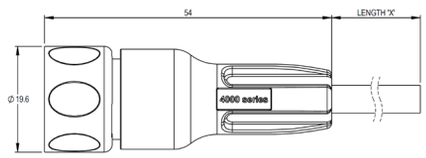

Pre-Wired Inline Cable Connector

PXP4001

- Mates with Flex versions PXP4000, PXP4002, PXP4010
- Plug or socket
- 2, 3, 4, 6, 8, 10 & 12 Contacts
- For inline cable connection
- PVC Cable Jacket

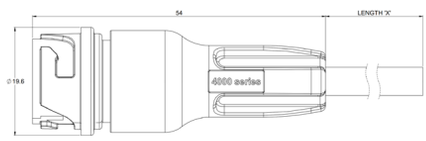

Pre-Wired Flex Cable Connector

PXP4002

- Mates with Inline or Panel mounting versions PXP4001, PXP4003, PXP4011, PXP4012, PXP4013
- Plug or socket
- 2, 3, 4, 6, 8, 10 & 12 Contacts
- ¼ turn locking ring
- PVC Cable Jacket

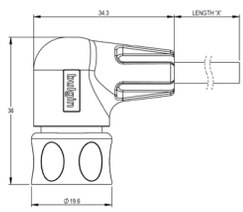

Pre-Wired Inline Cable Connector

PXP4003

- Mates with Flex versions PXP4000, PXP4002, PXP4010
- Plug or socket
- 2, 3, 4, 6, 8, 10 & 12 Contacts
- For inline cable connection
- PVC Cable Jacket

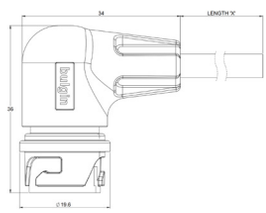

4000 Series Buccaneer

Front Panel Mounting Connector (locking nut included)

PXP4012

- Mates with Flex Cable connectors PXP4010, PXP4000, PXP4002
- Plug or socket
- 2, 3, 4, 6, 8, 10 & 12 Contacts
- Single hole fixing
- Contacts supplied separately

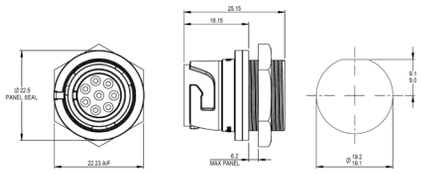

Rear Panel Mounting Connector (locking nut included)

PXP4013

- Mates with Flex Cable connectors PXP4010, PXP4000, PXP4002
- Plug or socket
- 2, 3, 4, 6, 8, 10 & 12 Contacts
- Single hole fixing
- Contacts supplied separately

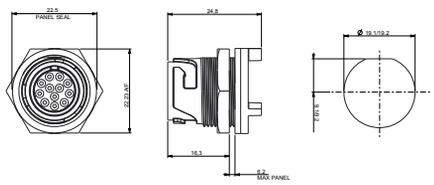

PCB Mounting Connector (locking nut included)

PXP4013/XXX/PC

- Mates with Flex Cable connectors PXP4010, PXP4000, PXP4002
- Plug or socket
- 2, 3, 4, 6, 8, 10 & 12 Contacts
- PCB Rear Panel mounting
- Straight PC spills
- Supplied with pre-loaded gold plated contacts

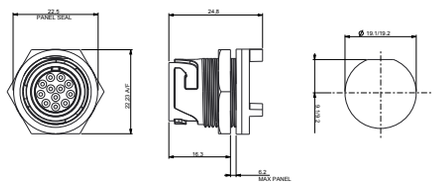

Sealing Caps

PXP4081 PXP4082 PXP4083

- Maintains IP68 sealed rating of unmated connectors

Part no.	Description
PXP4081	Sealing cap for use with PXP4010, PXP4000, PXP4002
PXP4082	Sealing cap for use with PXP4011, PXP4001, PXP4003
PXP4083	Sealing cap for use with PXP4012 & PXP4013

Gland Packs

Part no.	Description
PXP4088/0305	Pack of 4 pairs cable glands and collets to suit cables from 3.0 to 5.0mm diameter.
PXP4088/0507	Pack of 4 pairs cable glands and collets to suit cables from 5.0 to 7.0mm diameter.

O-ring & washer pack

Part no.	Description
PXP4089/YL	Yellow coloured O-ring and washer pack
PXP4089/BL	Blue coloured O-ring and washer pack
PXP4089/RD	Red coloured O-ring and washer pack
PXP4089/WH	White coloured O-ring and washer pack
PXP4089/GN	Green coloured O-ring and washer pack

Crimp Contacts

Contacts	Current Rating	Plug Part No.	Socket Part No.	Pack Qty	Cable Acceptance (dia)
2, 3	13A /*10A	SA3350	SA3349	10	16 - 18 AWG
4, 6, 8	8A /*5A	SA3348	SA3347	10	18 - 20 AWG
10, 12	3A /*3A	SA3180	SA3179	10	22 - 24 AWG

Solder Contacts

Contacts	Current Rating	Plug Part No.	Socket Part No.	Pack Qty	Cable Acceptance (dia)
2, 3	13A /*10A	SA3350/1	SA3349/1	10	16 - 18 AWG
4, 6, 8	8A /*5A	SA3348/1	SA3347/1	10	18 - 20 AWG
10, 12	3A /*3A	SA3180/1	SA3179/1	10	22 - 24 AWG

Insertion / Extraction

	Contacts	Contact Rating	Colour	Part No
Insertion/Extraction Tool	2, 3	13A /*10A	Blue	13027/2
Insertion/Extraction Tool	4, 6, 8	8A /*5A	Red	13027/1
Insertion/Extraction Tool	10, 12	3A /*3A	Green	13027

Crimp tools

	Contacts	Contact Rating	Colour	Part No
Positioner	2, 3	13A /*10A	Orange	14025/1618
Positioner	4, 6, 8	8A /*5A	Grey	14025/1820
Positioner	10, 12	3A /*3A	Yellow	14025/2224
8 Indent Crimp Tool for use with positioners				14025

PXP4013 PCB Contact Layout

Sockets
Contact numbers viewed from rear of panel

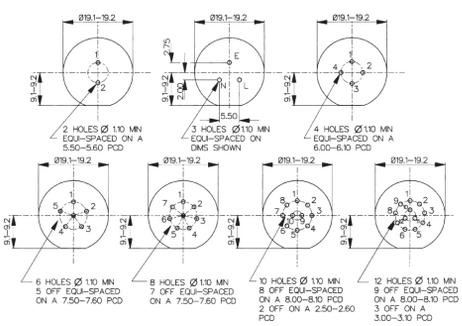

Plugs
Contact numbers viewed from rear of panel

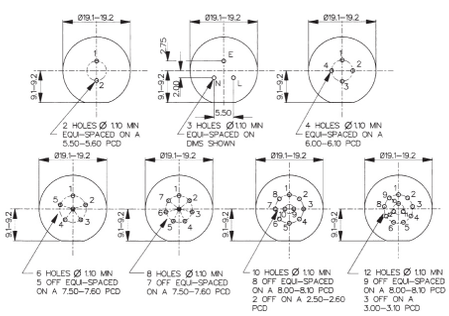

2 Contacts
(13 Amp)

3 Contacts
(13 Amp)

4 Contacts
(8 Amp)

6 Contacts
(8 Amp)

8 Contacts
(8 Amp)

10 Contacts
(3 Amp)

12 Contacts
(3 Amp)

Electrical

No. of Contacts:	2 & 3	4, 6 & 8	10 & 12
Current Rating UL / VDE:	13A	8A	3A
Current Rating CSA:	10A	5A	3A
Voltage Rating:	600V AC/DC	320V AC/DC	160V AC/DC
Contact Resistance:	< 5 mΩ		
Insulation Resistance:	> 10^6 MΩ (@ 500V DC)		
AC Breakdown voltage:	2.5 kV		
Cycles:	> 1000		
Operating Temperature:			
Flex and panel types:	–40°C to +120°C		
Pre-wired variants:	–30°C to +120°C		
Approvals (pending for pre-wired):			
UL (Underwriters Laboratory) (including cUL)			
VDE (Verband der Elektrotechnik)			

Material

Flex and panel types:	
Body Mouldings:	Polybutylene Terephthalate/ Polycarbonate (PBT/PC)
Pre-Wired Types:	
Overmoulding:	Polyamide (PA)
Cable Jackets:	Polyvinylchloride (PVC)
Flammability Rating:	UL94V-0
Contacts:	Copper alloy, Gold plated
O Rings:	Silicone
Panel Sealing O Ring:	Silicone
RoHS	Compliant

Mechanical

Sealing:	IP68 to EN60529:1992+A2:2013 (10m depth for 2 weeks)		
Vibration:	BS EN 60068-2-64:2008 Test Fh		
Shock:	BS EN 60068-2-27:2009 Test Ea		
Cable Acceptance:	3.0 - 7.0mm		
Contact Accommodation:	2 & 3 Contacts, 16 - 18 AWG 4, 6 & 8 Contacts, *18 - 20 AWG 10 & 12 Contacts, 22 - 24 AWG * Solid Core Wire Only		
Termination:	Crimp, solder and PCB		
Insertion/Withdrawal Force:			
No. of Contacts:	2 & 3	4, 6 & 8	10 & 12
Insertion Force (typ):	25N	28N	32N
Withdrawal Force (typ):	12N	15N	18N
Panel mount (PXP4012, PXP4013)			
Front fixing nut:	1.0-1.1Nm (9lbf.in.)		
Cable Retention force:			
3.0mm dia	60N		
4.0 to 7.0mm dia	80N		
Pre-Wired Variant	80N		
Panel thread PXP4012 & PXP4013	18.97 x 26 TPI Whitworth form to BS84 med fit		

Dimensions

Overall dimensions of connectors when mated together	
Flex + Inline	80mm
Dia. over coupling ring	19.7mm

Cable (prewired)

Cores	Jacket Colour	Jacket OD (mm)	AWG (stranded)
2	Grey	6.5	18
3	Grey	6.9	18
4	Black	5.9	20
6	Black	6.8	20
8	Black	7.4	20
10	Black	7.0	24
12	Black	7.4	24

Cable (prewired)

Core numbers	Colour (2/3 Cores)	Colour (4+ Cores)
1	Black, white numbers	Black
2	Black, white numbers	Brown
3	Green/Yellow	Red
4	-	Orange
5	-	Yellow
6	-	Green
7	-	Blue
8	-	Violet
9	-	Grey
10	-	White
11	-	White/Black
12	-	White/Brown

Standards:

PXP40XX	XX	X	XXXX
Body Styles	**Number of Contacts**	**Contact Type**	**(for PXP4010 and PXP4011 cable connectors) Cable Entry Size:**
PXP4010 = Flex	02	P = Plug	3035 = 3.0 - 3.5mm (Light Grey)
PXP4011 = Inline	03	S = Socket	3540 = 3.5 - 4.0mm (Grey)
PXP4012 = Front panel mounting	04		4045 = 4.0 - 4.5mm (Green)
PXP4013 = Rear panel/PCB mounting	06		4550 = 4.5 - 5.0mm (Red)
	08		
	10		5055 = 5.0 - 5.5mm (Yellow)
	12		5560 = 5.5 - 6.0mm (Blue)
			6065 = 6.0 - 6.5mm (White)
			6570 = 6.5 - 7.0mm (Black)

Examples:

PXP4010/03S/4045 = Flex cable connector, 3 socket contacts with gland and collet for cables between 4.0 and 4.5mm diameter (supplied less contacts).
PXP4013/08P = Rear panel mounting connector, for 8 Plug contacts (supplied less contacts).
PXP4013/03P/PC = Rear panel/PCB connector, 3 Plug contacts, PCB mounting (supplied with contacts loaded).

Cable gland and collet supplied in colour coded pairs.

For PXP4013 PCB/Rear Panel Mount:
PC = Pre-loaded PC Plugs
Blank = no Plugs supplied

Pre-Wired Variants:

PXP400X	XXX	XX	X
Body Styles	**Cable Length**	**Number of Contacts**	**Contact Type**
PXP4000 = Pre-wired Flex Cable Connector	001 = 1m	02	P = Plug
PXP4001 = Pre-wired Inline Cable Connector	002 = 2m	03	S = Socket
PXP4002 = Pre-wired Flex Cable Connector Right Angle	003 = 3m	04	
PXP4003 = Pre-wired Inline Cable Connector Right Angle	005 = 5m	06	
	010 = 10m	08	
	015 = 15m	10	
		12	

Examples:

PXP4000/001/03S = Pre-wired Flex cable connector, 1m, 3 socket contacts
PXP4001/002/04S = Pre-wired Inline cable connector, 2m, 4 socket contacts
PXP4002/010/08P = Pre-wired Flex cable connector, right angle, 10m, 8 plug contacts
PXP4003/015/10P = Pre-wired Inline cable connector, right angle, 15m, 10 plug contacts