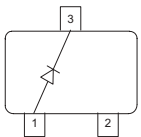


**Silicon Low Leakage Diode**

- Low-leakage applications
- Medium speed switching times


**BAS116**


Type	Package	Configuration	Marking
BAS116	SOT23	single	JVs

**Maximum Ratings** at  $T_A = 25^\circ\text{C}$ , unless otherwise specified

Parameter	Symbol	Value	Unit
Diode reverse voltage	$V_R$	80	V
Peak reverse voltage	$V_{RM}$	85	
Forward current	$I_F$	250	mA
Repetitive peak forward current	$I_{FRM}$	-	-
Non-repetitive peak surge forward current	$I_{FSM}$	4.5	A
$t = 1 \mu\text{s}$		0.5	
$t = 1 \text{ s}$			
Total power dissipation $T_S \leq 54^\circ\text{C}$	$P_{tot}$	370	mW
Junction temperature	$T_j$	150	$^\circ\text{C}$
Storage temperature	$T_{stg}$	-65 ... 150	

**Thermal Resistance**

Parameter	Symbol	Value	Unit
Junction - soldering point <sup>1)</sup> BAS116	$R_{thJS}$	$\leq 260$	K/W

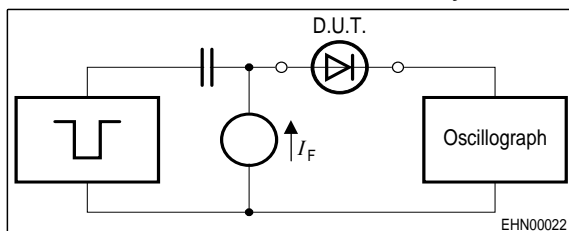
<sup>1)</sup>For calculation of  $R_{thJA}$  please refer to Application Note Thermal Resistance

**Electrical Characteristics at  $T_A = 25^\circ\text{C}$ , unless otherwise specified**

Parameter	Symbol	Values			Unit
		min.	typ.	max.	
<b>DC Characteristics</b>					
Breakdown voltage $I_{(BR)} = 100 \mu\text{A}$	$V_{(BR)}$	85	-	-	V
Reverse current $V_R = 75 \text{ V}$ $V_R = 75 \text{ V}, T_A = 150^\circ\text{C}$	$I_R$	-	-	5 80	nA
Forward voltage $I_F = 1 \text{ mA}$ $I_F = 10 \text{ mA}$ $I_F = 50 \text{ mA}$ $I_F = 150 \text{ mA}$	$V_F$	-	-	900 1000 1100 1250	mV

**AC Characteristics**

Diode capacitance $V_R = 0 \text{ V}, f = 1 \text{ MHz}$	$C_T$	-	2	-	pF
Reverse recovery time $I_F = 10 \text{ mA}, I_R = 10 \text{ mA}$ , measured at $I_R = 1 \text{ mA}$ , $R_L = 100 \Omega$	$t_{rr}$	-	0.6	1.5	$\mu\text{s}$

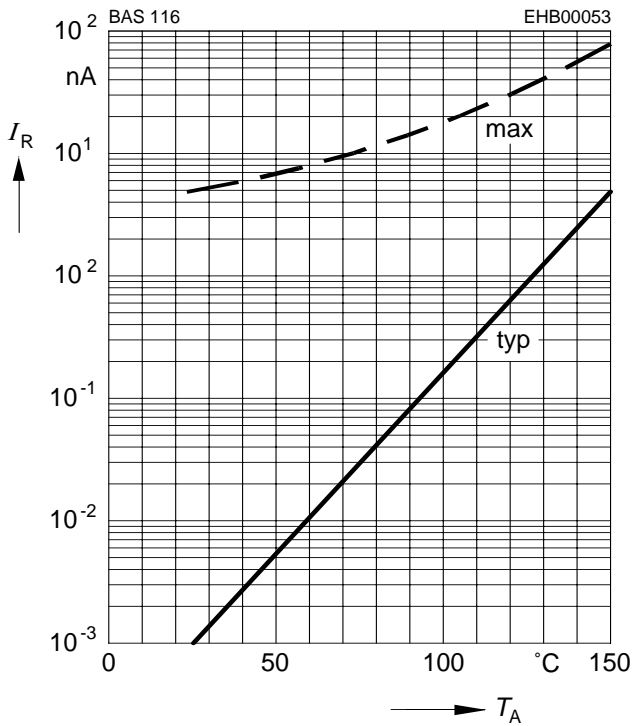
**Test circuit for reverse recovery time**


Puls generator:  $t_p = 10 \mu\text{s}$ ,  $D = 0.05$ ,  
 $t_r = 0.6 \text{ ns}$ ,  $R_i = 50 \Omega$

Oscilloscope:  $R = 50 \Omega$ ,  $t_r = 0.35 \text{ ns}$ ,  $C \leq 1 \text{ pF}$

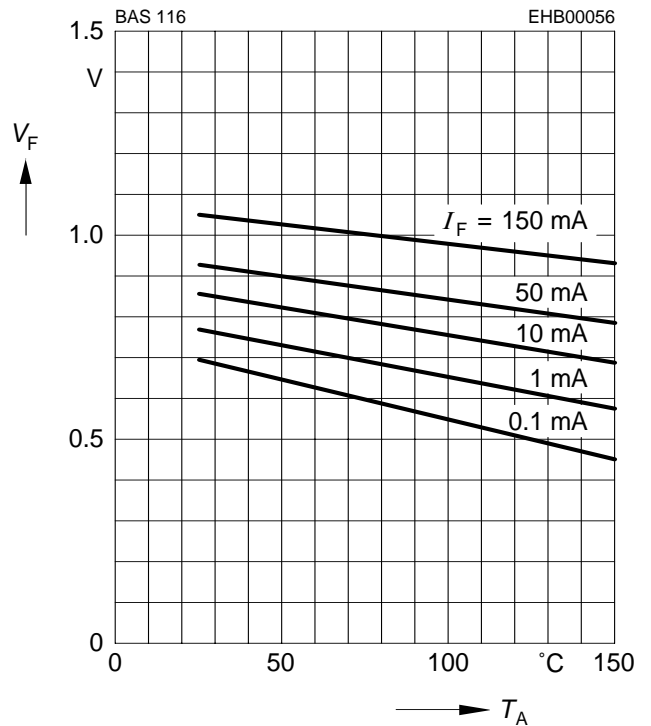
**Reverse current  $I_R = f(T_A)$**

$V_R =$  Parameter



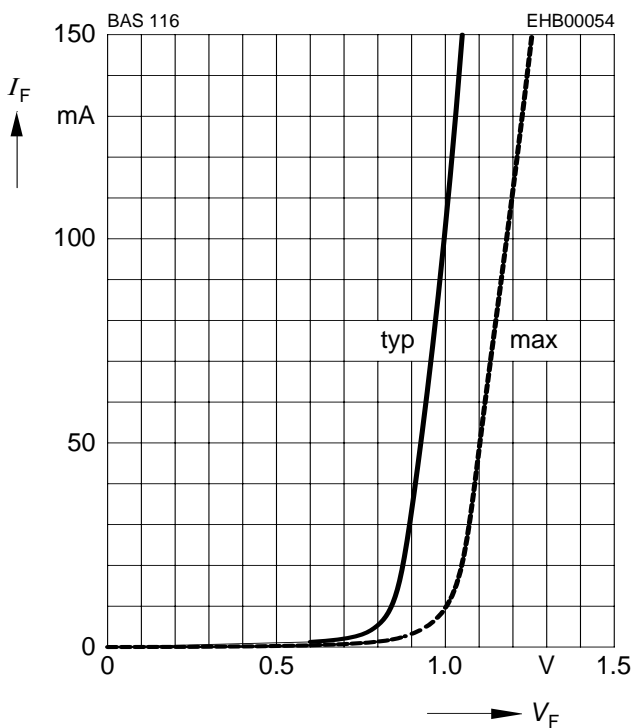
**Forward Voltage  $V_F = f(T_A)$**

$I_F =$  Parameter



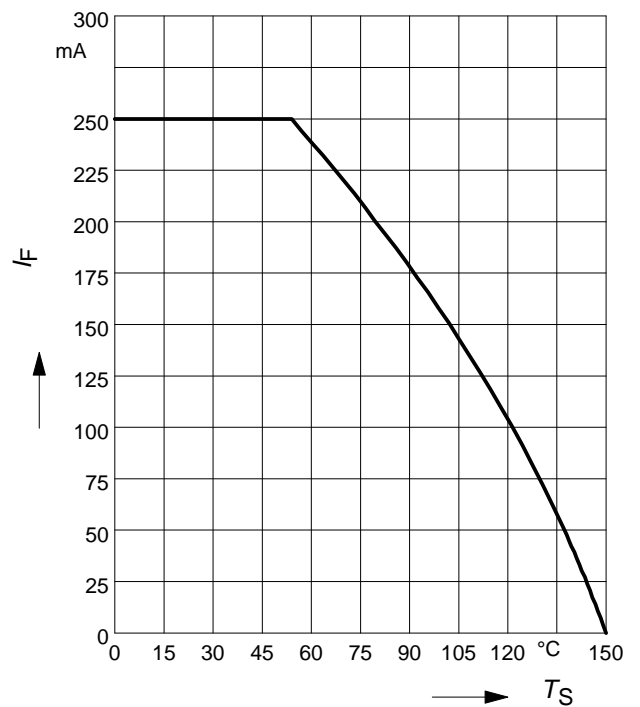
**Forward current  $I_F = f(V_F)$**

$T_A = 25^\circ\text{C}$

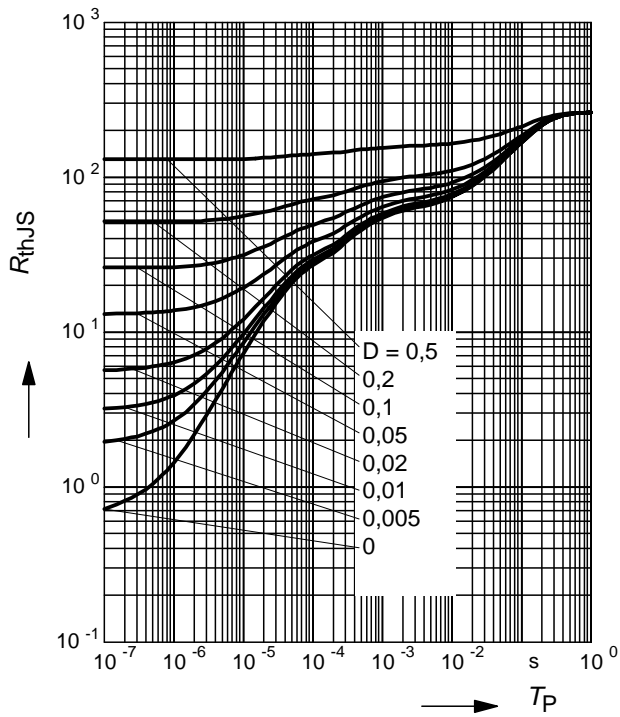


**Forward current  $I_F = f(T_S)$**

BAS116

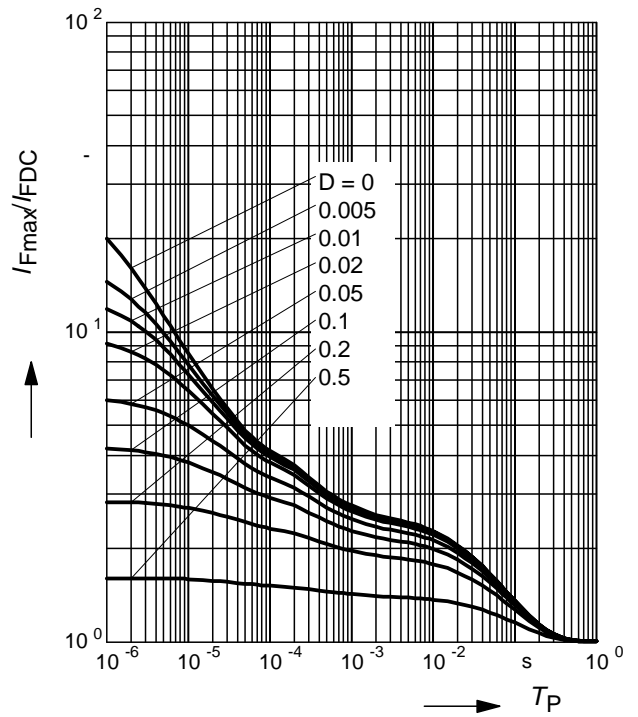


Permissible Puls Load  $R_{thJS} = f(t_p)$

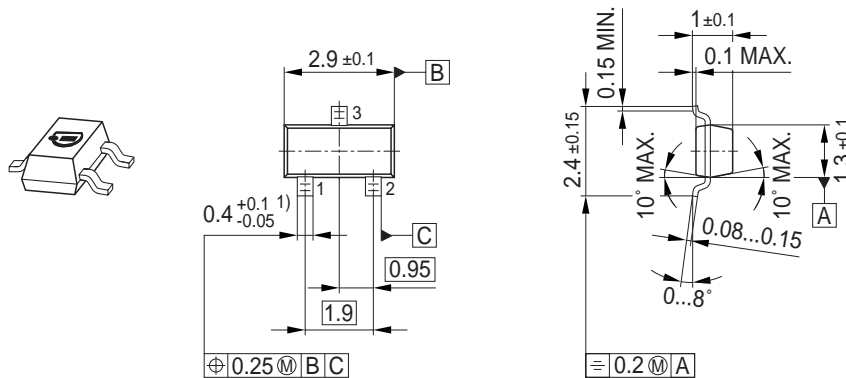


Permissible Pulse Load

$I_{Fmax}/I_{FDC} = f(t_p)$

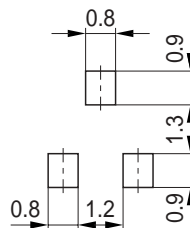


### Package Outline

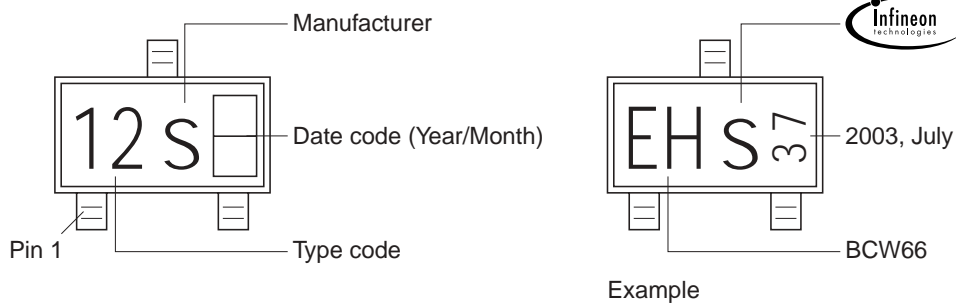


1) Lead width can be 0.6 max. in dambar area

### Foot Print

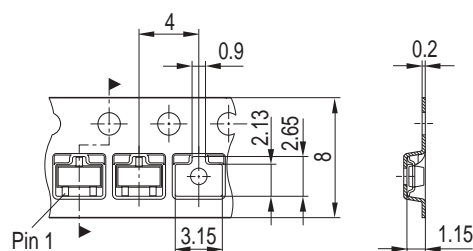


### Marking Layout



### Standard Packing

Reel  $\varnothing$ 180 mm = 3.000 Pieces/Reel  
 Reel  $\varnothing$ 330 mm = 10.000 Pieces/Reel



Published by Infineon Technologies AG,  
St.-Martin-Strasse 53,  
81669 München  
© Infineon Technologies AG 2005.  
All Rights Reserved.

**Attention please!**

The information herein is given to describe certain components and shall not be considered as a guarantee of characteristics.

Terms of delivery and rights to technical change reserved.

We hereby disclaim any and all warranties, including but not limited to warranties of non-infringement, regarding circuits, descriptions and charts stated herein.

**Information**

For further information on technology, delivery terms and conditions and prices please contact your nearest Infineon Technologies Office ([www.infineon.com](http://www.infineon.com)).

**Warnings**

Due to technical requirements components may contain dangerous substances. For information on the types in question please contact your nearest Infineon Technologies Office.

Infineon Technologies Components may only be used in life-support devices or systems with the express written approval of Infineon Technologies, if a failure of such components can reasonably be expected to cause the failure of that life-support device or system, or to affect the safety or effectiveness of that device or system. Life support devices or systems are intended to be implanted in the human body, or to support and/or maintain and sustain and/or protect human life. If they fail, it is reasonable to assume that the health of the user or other persons may be endangered.