

# PTC Resettable Fuse

## Radial Leaded

**multicomp**PRO

**RoHS  
Compliant**



### Application

Wide variety of electronic equipment

### Features

- Very Low resistance
- Very High hold current
- Solid state
- Radial leaded product ideal for up to 32V and Operating temperatures up to 125°C.
- UL and TUV Approved

### Specifications

Operation Current : 0.5A to 10A  
Maximum Voltage : 32V  
Temperature Range : -40°C to 125°C

### Electrical Characteristics (23°C)

Part Number	Hold Current $I_H$ , A	Trip Current $I_T$ , A	Max. Time to Trip at $5I_{IH}$ , S	Max Current $I_{MAX}$ , A	Rated Voltage $V_{MAX}$ , V DC	Typical Power $P_d$ , W	Resistance	
							$R_{MIN}$ Ohms	$R1_{MAX}$ Ohms
MP010843	0.5	1	3	100	32	0.9	0.35	1.1
MP010844	0.7	1.4	3.2			1.4	0.23	0.8
MP010845	1	1.9	6.2				0.15	0.43
MP010846	2	4	5.5			2.2	0.065	0.25
MP010847	3	6	5			3.2	0.035	0.11
MP010848	5	10	9			5.3	0.015	0.04
MP010849	7.5	15	13			6.5	0.0074	0.023
MP010850	10	20	15			7	0.006	0.016

$I_H$ =Hold current-maximum current at which the device will not trip at 23°C still air.

$I_T$ =Trip current-minimum current at which the device will always trip at 23°C still air.

$V_{MAX}$ =Maximum voltage device can withstand without damage at it rated current.

$I_{MAX}$ = Maximum fault current device can withstand without damage at rated voltage (V MAX).

$P_d$ =Typical power dissipated from device when in the tripped state in 23°C still air environment.

$R_{MIN}$ =Minimum device resistance at 23°C

$R1_{MAX}$ =Maximum device resistance at 23°C, 1 hour after tripping.

Physical specifications : MP010843~MP010845 Tin plated copper clad steel, 24 AWG.

MP010846~MP010849 Tin plated copper, 20 AWG.

MP010850 Tin plated copper, 18 AWG.

Soldering characteristics: MIL-STD-202, Method 208E.

Insulating coating: Flame retardant epoxy, meets UL-94V-0 requirement.

Newark.com/multicomp-pro

Farnell.com/multicomp-pro

sg.element14.com/b/multicomp-pro

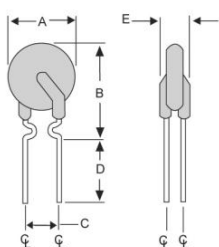
**multicomp**PRO

# PTC Resettable Fuse

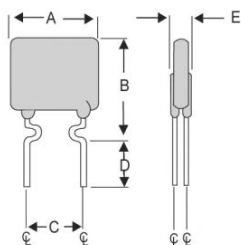
## Radial Leaded

**multicomp**PRO

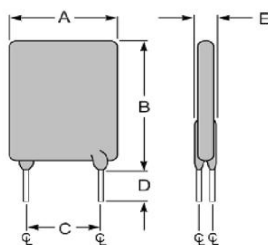
### Product Dimensions



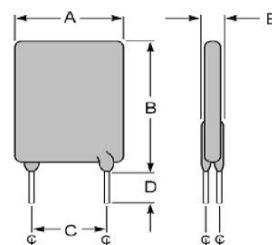
**Fig.1**  
**Lead Size: 24AWG**  
**Ø0.51 mm Diameter**



**Fig.2**  
**Lead Size: 24AWG**  
**Ø0.51 mm Diameter**



**Fig.3**  
**Lead Size: 20AWG**  
**Ø0.81 mm Diameter**



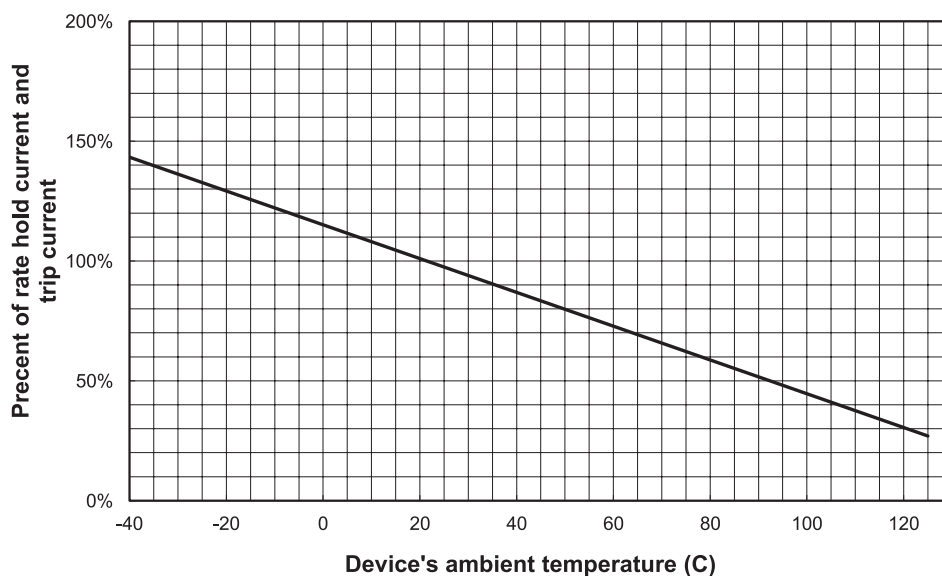
**Fig.4**  
**Lead Size: 18AWG**  
**Ø1.00 mm Diameter**

Dimensions : Millimetres

Part Number	Figure	A	B	C	D	E
		Maximum	Maximum	Typical	Maximum	Maximum
MP010843	1	7.4	12.7	5.1	7.6	3.3
MP010844	2	6.9	10.8			3
MP010845	1	9.7	13.6			
MP010846	3	9.5	13.5			3.8
MP010847	3	10.2	15.5			
MP010848	3	14	24.1	10.2		
MP010849	3	21.1	24.9			
MP010850	4	23.5	27.9			4

### Thermal Derating Curve

#### FHE Series



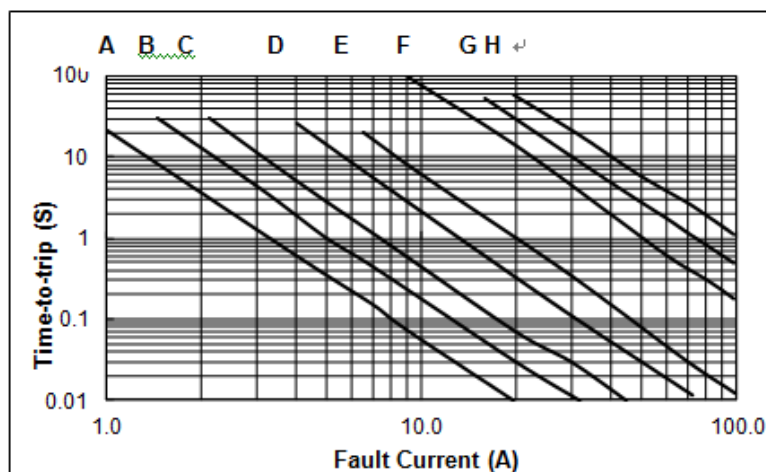
# PTC Resettable Fuse

## Radial Leaded

**multicomp**PRO

### Typical Time-To-Trip at 23°C

A=MP010843  
B=MP010844  
C=MP010845  
D=MP010846  
E=MP010847  
F=MP010848  
G=MP010849  
H=MP010850



### Material Specification

Lead material : MP010843~MP010845 Tin plated copper clad steel, 24 AWG.

MP010846~MP010849 Tin plated copper, 20 AWG.

MP010850 Tin plated copper, 18 AWG.

Soldering characteristics: MIL-STD-202, Method 208E.

Insulating coating: Flame retardant epoxy, meets UL-94V-0 requirement.

### Part Number Table

Description	Part Number
Radial Leaded PTC Resettable Fuse, 0.5A	MP010843
Radial Leaded PTC Resettable Fuse, 0.7A	MP010844
Radial Leaded PTC Resettable Fuse, 1.0A	MP010845
Radial Leaded PTC Resettable Fuse, 2.0A	MP010846
Radial Leaded PTC Resettable Fuse, 3.0A	MP010847
Radial Leaded PTC Resettable Fuse, 5.0A	MP010848
Radial Leaded PTC Resettable Fuse, 7.5A	MP010849
Radial Leaded PTC Resettable Fuse, 10.0A	MP010850

**Important Notice :** This data sheet and its contents (the "Information") belong to the members of the AVNET group of companies (the "Group") or are licensed to it. No licence is granted for the use of it other than for information purposes in connection with the products to which it relates. No licence of any intellectual property rights is granted. The Information is subject to change without notice and replaces all data sheets previously supplied. The Information supplied is believed to be accurate but the Group assumes no responsibility for its accuracy or completeness, any error in or omission from it or for any use made of it. Users of this data sheet should check for themselves the Information and the suitability of the products for their purpose and not make any assumptions based on information included or omitted. Liability for loss or damage resulting from any reliance on the Information or use of it (including liability resulting from negligence or where the Group was aware of the possibility of such loss or damage arising) is excluded. This will not operate to limit or restrict the Group's liability for death or personal injury resulting from its negligence. Multicomp Pro is the registered trademark of Premier Farnell Limited 2019.

Newark.com/multicomp-pro

Farnell.com/multicomp-pro

sg.element14.com/b/multicomp-pro

**multicomp**PRO