

FT-210 Series - Flow Sensor

Economical Flow-Rate Sensors

- ▶ Low Cost Plus High Accuracy $\pm 3\%$ of Reading
- ▶ Measures Low Liquid Flow Rates of 0.1 to 2.5 l/min
- ▶ FDA Approved Materials
- ▶ Lightweight plastic design enables mounting in any position

GEMS Sensors hall effect turbine flow sensor is ideal for OEM applications involving low flow liquid monitoring. The FT-210 is the small brother of the FT-110 and allows lower flow rate monitoring. The low cost coupled with 0.5% repeatability makes it an ideal candidate for replacing dispensing time systems. Unlike existing timing systems, turbine technology is not influenced by changes in system pressure caused by ageing filters. The sensor's standard power and output specifications make it easy to retrofit to existing controllers.



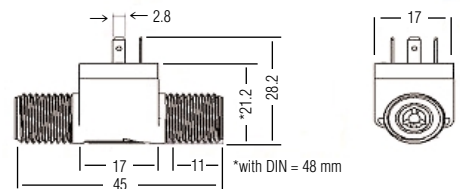
IP65

Specifications

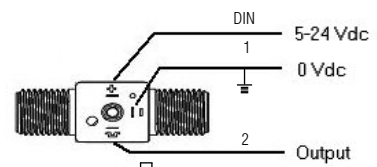
Wetted materials

Body	Nylon 12
Turbine	Nylon 12 Composite
Bearings	PTFE/ Graphite
Operating pressure	25 bar max
Burst pressure	200 bar
Max Flow	2.5 l/min
Operating temperature	-20°C to 100°C
Viscosity	up to 15 Centistokes
Filter	<50 Microns
Input power	5 to 24 VDC @ 8mA
Output	NPN Sinking Open Collector @ 20mA Maximum (1 to 2.2K Ohm Pull-Up Resistor Required) (Hz Output)
Accuracy	+3% of Reading
Repeatability	0.5% of Full Scale
Electrical connection	DIN 43650C (Mate supplied)
Intet/outlet ports	G 1/4" or 1 / 4 NPT Male

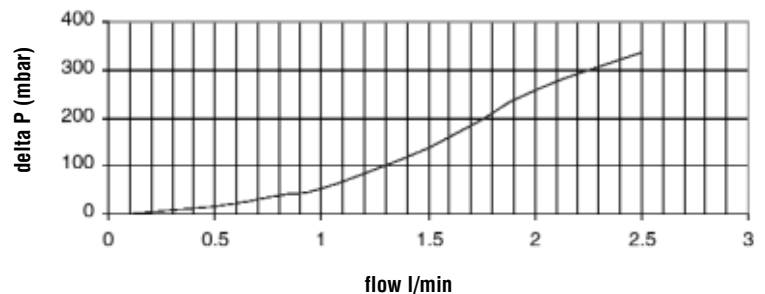
Dimensions (in mm)



Wiring



Pressure Drop - Typical



How to Order

Specify Part Number based on thread type

Flow Range	Pulses / litre	Frequency	Thread	Part Number
0.1-2.5	22000	37- 917 Hz	G 1 / 4	212460E
0.1-2.5	22000	37- 917 Hz	1 / 4 NPT	212465E

Mating Connector supplied

- Consult Sales Office if there is a possibility of particles in the flow stream.

Standard Products in **bold**