


Safety Relay on DIN-rail SR6 Z

- 6 pole 8 A
- SR6 on printed circuit board
- AC / DC input
- Screwless clamp connectors
- Module width 46 mm

Applications

Elevator control, machine control



F0238-C

Contact data

Contact set	single contact, forcibly guided type A according to EN50205
Rated voltage / max. switching voltage AC	250 VAC / 250 VAC
Rated current / limiting continuous current	8 A
Maximum breaking capacity AC	2000 VA
Contact material	AgSnO ₂
Minimum contact load	10 mA / 5 V
Contact resistance	≤100 mOhm / 1 A / 24 VDC ≤20 Ohm / 10 mA / 5 VDC
Rated frequency of operation with / without load	6 min ⁻¹ / 150 min ⁻¹

Coil data

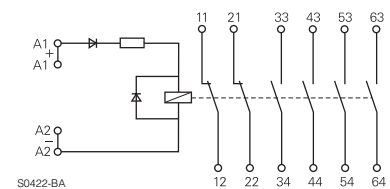
DC energizing voltage U _{rtD}	6, 12, 18, 21, 24, 36, 40, 48, 60, 115 VDC
AC/DC energizing voltage U _{rtD}	12, 21, 24, 40, 48, 60, 115 VAC/VDC
AC energizing voltage U _{rtD}	230 VAC
Input circuit	bridge rectifier, series resistor
Minimum operate voltage, % of rated coil voltage	90%
Minimum release voltage (+23°C), % of rated coil voltage	10%
Limiting voltage, % of rated coil voltage	110%

Insulation

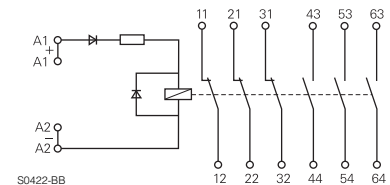
Surge voltage resistance coil-contacts	3000 V _{rms}
open contact circuit	1000 V _{rms}
adjacent contacts	2000 V _{rms}
Clearance / creepage coil-contact	≥ 5.5 / 5.5 mm
adjacent contacts	≥ 3 / 3 mm
Insulation to IEC 60664	
Voltage rating	250 V
Pollution degree	2
Overvoltage category	III

Terminal assignment

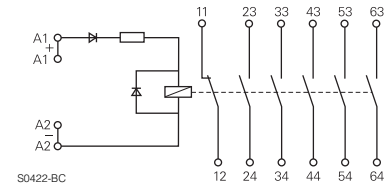
DC module, 4 NO+2 NC version



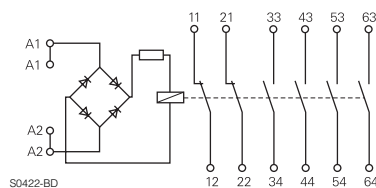
DC module, 3 NO+3 NC version



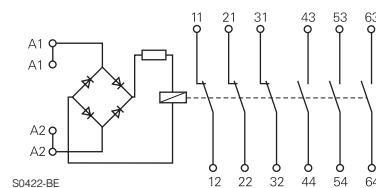
DC module, 5 NO+1 NC version



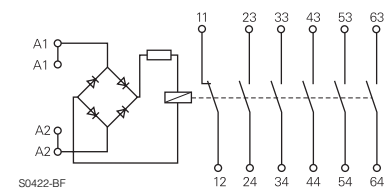
AC/DC module, 4 NO+2 NC version



AC/DC module, 3 NO+3 NC version



AC/DC module, 5 NO+1 NC version

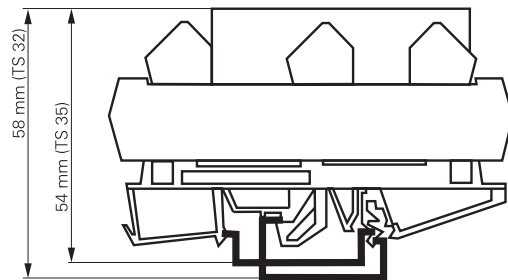


Safety Relay on DIN-rail SR6 Z (Continued)

Other data	
Mechanical endurance	10x10 ⁶ cycles
Material	RoHS - Directive 2002/95/EC compliant
Environment	Ambient temperature -25...+50 °C
Processing	Connections (according IEC)
	solid wire 0.2...2.5 mm ²
	stranded wire 0.2...2.5 mm ²
	AWG 28...14
Installation position	any
Mounting	in rows with zero spacing
Type of connection	screwless clamp connectors
Relay weight	90 g
Packaging unit	2 pcs

Dimensions

Module width 46 mm
Module length 87 mm



S0423-A

Fit onto mounting rails according to DIN EN 50022 or DIN EN 50035

Product key

Typical product key

SR6Z

A

524

Type

SR6Z

Safety Relay on DIN-rail SR6 Z

Contact configuration

- A** 3 NO + 3 NC contacts (3 form A + 3 form B)
- B** 4 NO + 2 NC contacts (4 form A + 2 form B)
- C** 5 NO + 1 NC contacts (5 form A + 1 form B)

Coil

DC Coil code = rated coil voltage (e.g. 024=24 VDC)
AC/DC coil code: 524=24 VAC/VDC, 615=115 VAC/VDC
AC coil code: 730=230 VAC

Other types on request

Product key	Type	Contact configuration	Contact material	Coil	Part number
SR6ZA024	6-pole safety relay module	3 NO + 3 NC contacts	AgSnO ₂	24 VDC	7-1415033-1
SR6ZA524				24 VAC/VDC	9-1415059-1
SR6ZA615				115 VAC/VDC	1415060-1
SR6ZA730		230 VAC		1-1415060-1	
SR6ZB024		4 NO + 2 NC contacts		24 VDC	5-1415033-1
SR6ZB524				24 VAC/VDC	2-1415060-1
SR6ZB615				115 VAC/VDC	6-1415046-1
SR6ZB730		230 VAC		3-1415060-1	
SR6ZC024		5 NO + 1 NC contacts		24 VDC	3-1415042-1
SR6ZC524				24 VAC/VDC	4-1415060-1
SR6ZC615	115 VAC/VDC		5-1415060-1		
SR6ZC730	230 VAC		6-1415060-1		