

# Axial Lead and Cartridge Fuses

Designed to IEC Standard

## 5 x 20 mm Time Lag Fuse (Slo-Blo®) Fuse 213 Series




- Designed to International (IEC) Standards for use globally.
- Meets the IEC 60127-2, Sheet 3 specification for Time Lag Fuses.
- Available in Cartridge and Axial Lead Form.
- Available in ratings of 0.200 to 6.3 amperes.

### ELECTRICAL CHARACTERISTICS (213 Series):

% of Ampere Rating	Ampere Rating	Opening Time
150%	.032–6.3	60 minutes, <b>Minimum</b>
	8 - 15	30 minutes, <b>Minimum</b>
210%	.032–15	2 minutes, <b>Maximum</b>
275%	.032–.100	0.2 sec., <b>Min.</b> ; 10 sec. <b>Max.</b>
	.125–15	0.6 sec., <b>Min.</b> ; 10 sec. <b>Max.</b>
400%	.032–.100	.04 sec., <b>Min.</b> ; 3 sec. <b>Max.</b>
	.125–15	.15 sec., <b>Min.</b> ; 3 sec. <b>Max.</b>
1000%	.032–.100	.01 sec., <b>Min.</b> ; 0.3 sec. <b>Max.</b>
	.125–15	0.02 sec., <b>Min.</b> ; 0.3 sec. <b>Max.</b>

**INTERRUPTING RATINGS:** 35 amperes or 10 x rated current; (whichever is greater) to a maximum 100A @ 250 VAC, unity power factor.



### ENVIRONMENTAL SPECIFICATIONS:

**Operating temperature:** -55°C to 125°C

**Thermal Shock:** MIL-STD-202F Method 107G, Test Condition B: (5 cycles -65°C to +125°C)

**Vibration:** MIL-STD-202F Method 201A

**Humidity:** MIL-STD-202F Method 103B, Test Condition A. high relative humidity (95%) and elevated temperature (40°C) for 240 hours.

**Salt Spray:** MIL-STD-202F Method 101D, Test Condition B

### PHYSICAL SPECIFICATIONS:

**Material:** Body: Glass

Cap: Nickel Plated Brass

Leads: Tin Plated Copper

**Terminal Strength:** MIL-STD-202F Method 211A, Test Condition A

**Solderability:** Reference IEC 60127 Second Edition 2003-01 Annex A

**Product Marking:** Cap 1: current and voltage rating.  
Cap 2: Agency approval markings.

**Packaging:** Available in Bulk (V=5, H=100, M=1000 pcs/pkg) or on Tape/Reel (MRET1=1000 pcs/reel).

### ORDERING INFORMATION:

213 Surge Withstand				
Cartridge Catalog Number	Ampere Rating	Voltage Rating	Nominal Resistance Cold Ohms	Nominal Melting Pt A <sup>2</sup> Sec.
0213.200	.200	250	1.60	0.350
0213.250	.250	250	1.05	0.555
0213.315	.315	250	0.848	1.14
0213.400	.400	250	0.535	1.35
0213.500	.500	250	0.370	2.90
0213.630	.630	250	0.275	4.80
0213.800	.800	250	0.165	9.42
0213001.	1	250	0.117	19.20
02131.25	1.25	250	0.081	27.15
021301.6	1.6	250	0.055	44.2
0213002.	2	250	0.044	92.7
021302.5	2.5	250	0.030	138.0
02133.15	3.15	250	0.022	226.5
0213004.	4	250	0.017	202
0213005.	5	250	0.011	314
021306.3	6.3	250	0.008	600

# Axial Lead and Cartridge Fuses

Designed to IEC Standard

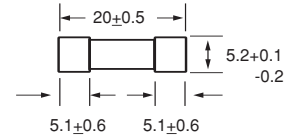
## 5 x 20 mm Time Lag Fuse (Slo-Blo®) Fuse 213 Series



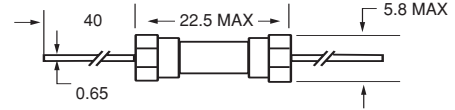
### Agency Approvals

Agency Approvals		Ampere Range
	Certificate No Cartridge NBK120802-E10480 A&C Leaded NBK120802-E10480 B&D	1A – 6.3A
	Certificate No. 2002010207007597 2003010207045592	200mA – 6.3A 5A
	Recognised File No. E10480 Guide No. JDYX2	200mA – 6.3A
	File No. 029862 Acc. Class No. LR1422-30	
	Licence No. KM41462	
	File No. 9905092, 9923025, 304515	

0213 000



0213 000 XE



All dimensions in mm

Notes:

\* Ratings above 6.3A  
have 0.8 mm dia lead

### Average Time Current Curves

