

## Low Profile, High Current IHLP® Inductors



Manufactured under one or more of the following:  
**US Patents; 6,198,375/6,204,744/6,449,829/6,460,244.**  
 Several foreign patents, and other patents pending.

STANDARD ELECTRICAL SPECIFICATIONS				
$L_0$ INDUCTANCE ± 20 % AT 100 kHz, 0.25 V, 0 A ( $\mu$ H)	DCR TYP. 25 °C (m $\Omega$ )	DCR MAX. 25 °C (m $\Omega$ )	HEAT RATING CURRENT DC TYP. (A) <sup>(3)</sup>	SATURATION CURRENT DC TYP. (A) <sup>(4)</sup>
0.22	0.63	0.70	80	129
0.33	0.71	0.79	65	126
0.47	0.84	0.92	62	123
0.56	0.91	1.00	56	88
0.82	1.17	1.29	50	73
1.0	1.28	1.35	48	73
1.5	1.78	1.88	42	65
1.8	1.96	2.07	38	65
2.2	2.40	2.53	35	62
3.3	3.68	3.88	28	54
4.7	4.84	5.11	25	41
5.6	6.68	7.05	21	40
6.8	8.37	8.83	19	32
8.2	10.10	10.66	18	25
10.0	11.05	11.66	16.5	25
15.0	18.8	19.9	12.5	25
22.0	25.1	26.5	11	23

**Notes**

- (1) All test data is referenced to 25 °C ambient
- (2) Operating temperature range - 55 °C to + 125 °C
- (3) DC current (A) that will cause an approximate  $\Delta T$  of 40 °C
- (4) DC current (A) that will cause  $L_0$  to drop approximately 20 %
- (5) The part temperature (ambient + temp rise) should not exceed 125 °C under worst case operating conditions. Circuit design, component placement, PWB trace size and thickness, airflow and other cooling provisions all affect the part temperature. Part temperature should be verified in the end application.

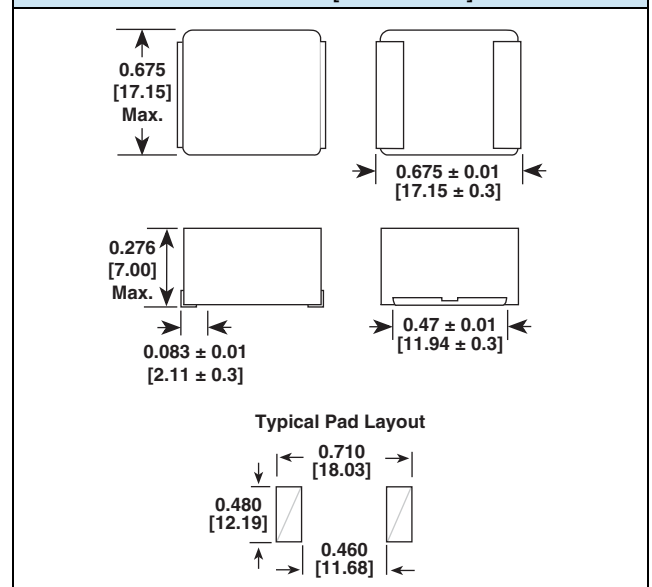
**FEATURES**

- Shielded construction
- Frequency range up to 2.0 MHz
- Lowest DCR/ $\mu$ H, in this package size
- Handles high transient current spikes without saturation
- Saturation and inductance extremely stable over temperature
- Ultra low buzz noise, due to composite construction
- Compliant to RoHdS directive 2002/95/EC


**RoHS**  
COMPLIANT

**APPLICATIONS**

- Desktop/server applications
- High current buck and boost converters
- Low profile, high current power supplies
- DC/DC converters in distributed power systems
- High current noise filter

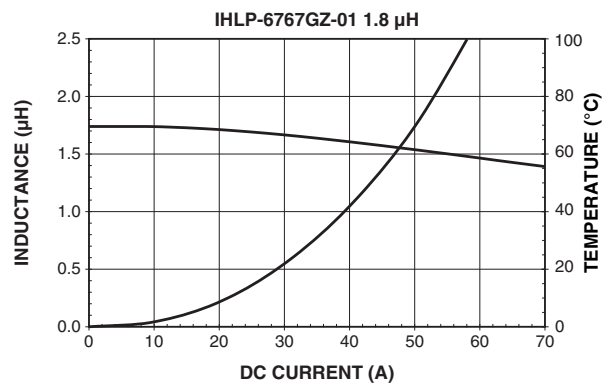
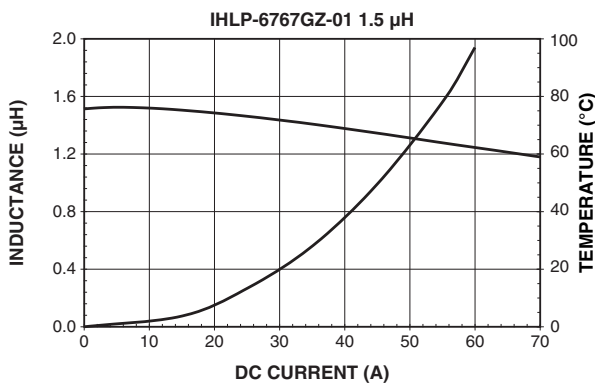
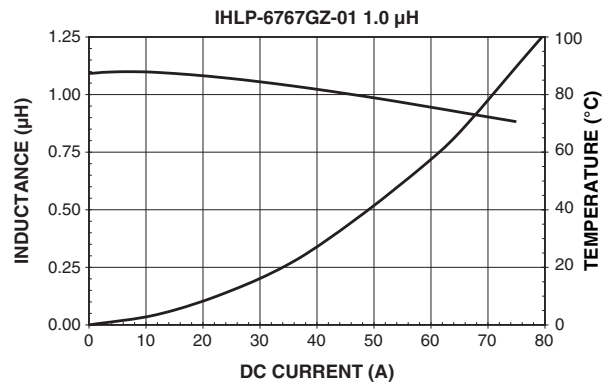
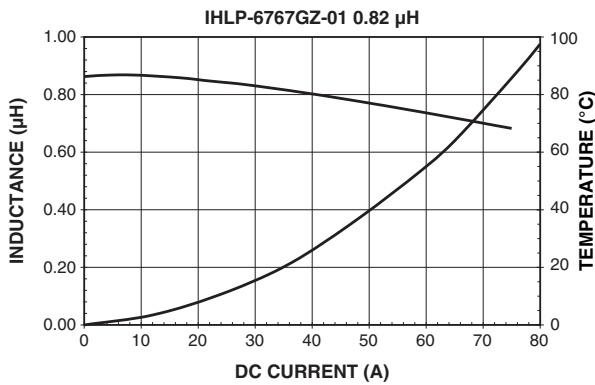
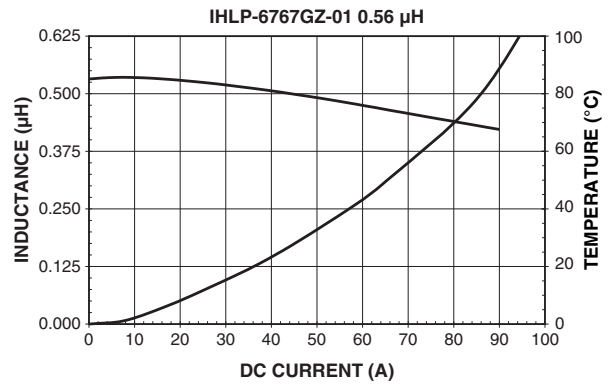
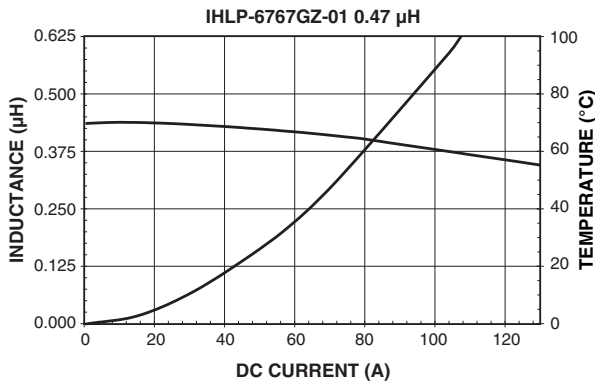
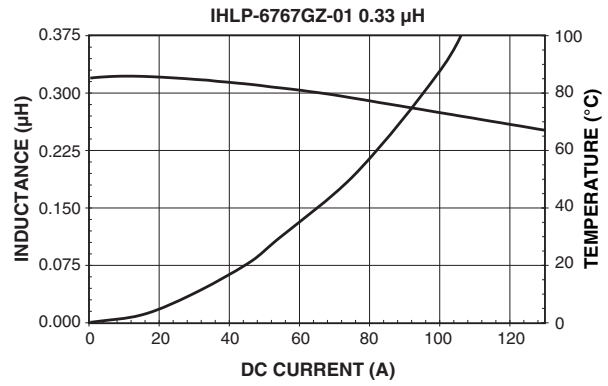
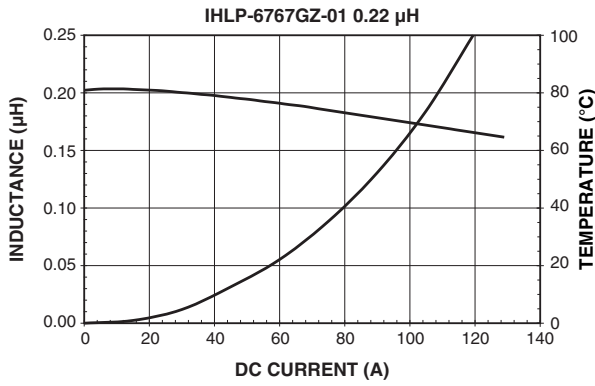
**DIMENSIONS** in inches [millimeters]

**DESCRIPTION**

<b>IHLP-6767GZ-01</b>	<b>4.7 <math>\mu</math>H</b>	<b>± 20 %</b>	<b>ER</b>	<b>e3</b>
MODEL	INDUCTANCE VALUE	INDUCTANCE TOLERANCE	PACKAGE CODE	JEDEC LEAD (Pb)-FREE STANDARD

**GLOBAL PART NUMBER**

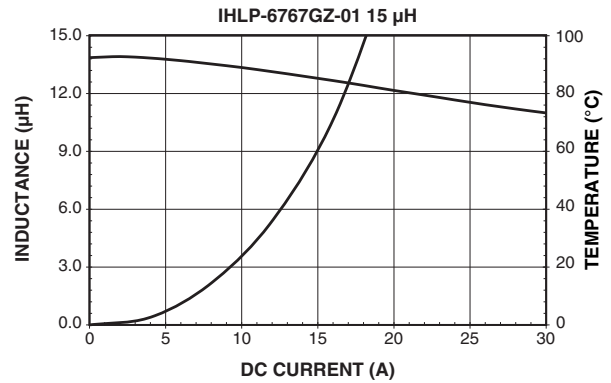
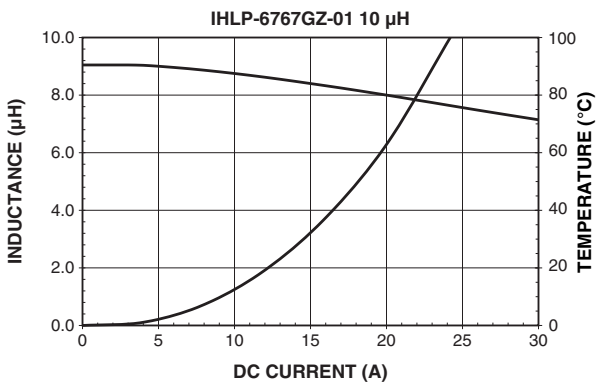
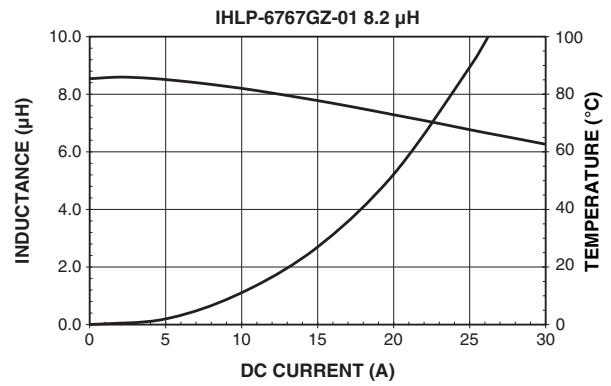
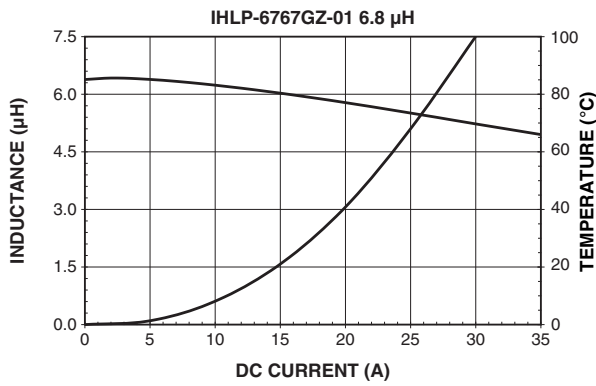
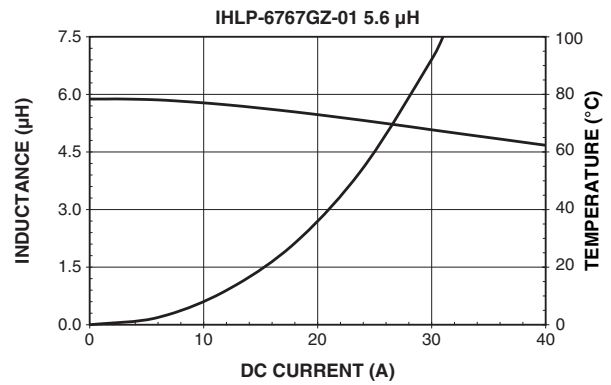
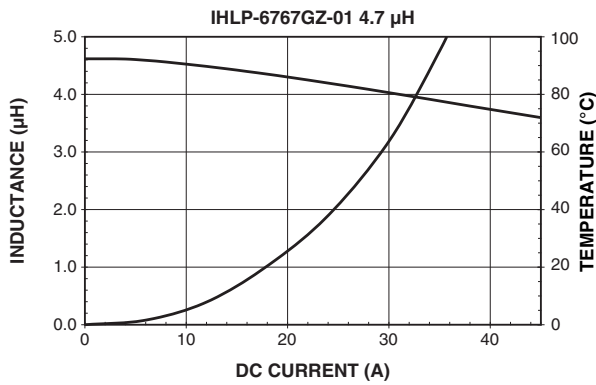
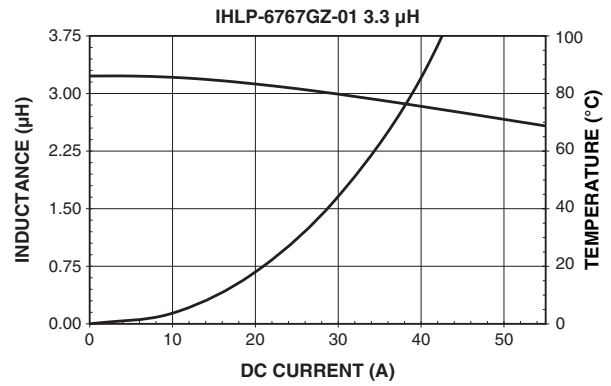
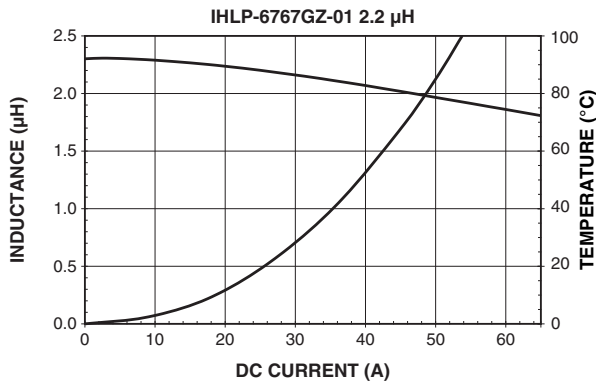
I	H	L	P	6	7	6	7	G	Z	E	R	4	R	7	M	0	1
PRODUCT FAMILY				SIZE						PACKAGE CODE		INDUCTANCE VALUE			TOL.	SERIES	

## PERFORMANCE GRAPHS





## PERFORMANCE GRAPHS



## PERFORMANCE GRAPHS

