



FE309 to be plugged in and lined up within housing



FE319 with screw fixture



FE329 with clamping fixture

Electro-mechanical Preselection Counters with One Preset, Manual and Electrical Reset

Order designations

Standard voltages

- A3 24 VDC
- A5 24 VAC
- A8 110 VAC
- A9 230 VAC

Front dimensions 50 x 50 mm
To be plug. in a. lined up within housing

FE309.550A □ □ B With reset button a. electr. reset, 5-digit

Front dimensions 60 x 75 mm
Fast. of front pl. by means of 2 screws

FE319.550A □ □ B With reset button a. electr. reset, 5-digit

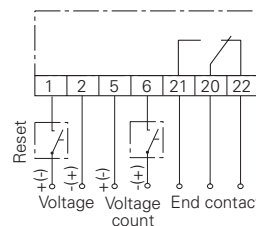
Frontmaß 53.2 x 53.2 mm
Fastening by means of clamp. spring

FE329.550A □ □ B With reset button a. electr. reset, 5-digit

Mechanical data

Display	5-digit, 99 999
Preset value display	During counting process the set preset value is changing
Digit size	Counting: approx. 4.5 mm high, white on black background Preset: approx. 3.5 mm high, yellow on black background
Reset	Manual push button or electric
Counting	1 pulse = 1 dig. added in 2 half-steps
Housing material	Plastic, black front plate
Weight	Approx. 230 g
Life cycle	Counting: approx. 10 ⁸ pulses Electric reset: approx. 10 ⁶ pulses
Output contact	The integrated switch is a commercial microswitch with a one-pin changeover contact. Mechanical life cycle: approx. 1 million switch operations, electrical life cycle dependent on load. In the case of an inductive load, spark suppression should be incorporated.

Pin assignment



FE309, FE319, FE329

Electrical data

	Maximum counting speed	
	20 Imp./s	10 Imp./s
Counting		
Voltage	24 VDC $\pm 10\%$	24 VAC $\pm 10\%$ 110 VAC $\pm 10\%$ 230 VAC $+6/-10\%$
Rating	4 W	5 VA
Min. pulse duration	25 ms	50 ms
Min. pulse interval	25 ms	50 ms
Load factor at 25 °C	100 %	100 %
Electric reset		
Voltage	24 VDC $\pm 10\%$	24 VAC $\pm 10\%$ 110 VAC $\pm 10\%$ 230 VAC $+6/-10\%$
Rating	22 W	25 VA
Min. pulse duration	250 ms	250 ms
Min. pulse interval	9 x pulse length	9 x pulse length
Load factor at 25 °C	10 % max. 1 min.	10 % max. 1 min.
Contact load	DC: max. 30 W, 230 V, 1 A AC: max. 100 VA, 230 V, 2 A	
E-connection	Push-in housing: Solder terminal or terminal contacts on silver-plated tab connectors 0.8 x 2.8 mm Without push-in housing: Contact pins $\varnothing 1.5$ mm, solder terminal on push-on silver-plated contact lugs	
Residual ripple / Frequency	DC $\leq 48\%$ AC 50...60 Hz	

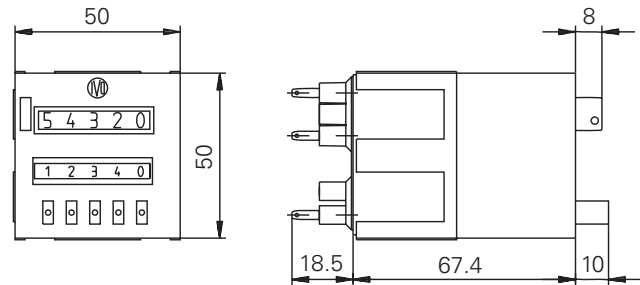
Ambient conditions

Ambient temperature	0...+45 °C
Storage temperature	-20...+70 °C
Relative humidity	Max. relative humidity 80 %, at 25 °C, non-condensing
Protection	IP 41 for front side DIN 40050
Operational requirements	To contamination degree 2
Classification	EN 61010 Category II
Interference immunity	EN 50082-2 Severity grade 2 - 3
Emitted interference	EN 50081-1
General rating	EN 61010
Overvoltage protection	II

Dimensions and cutout sizes

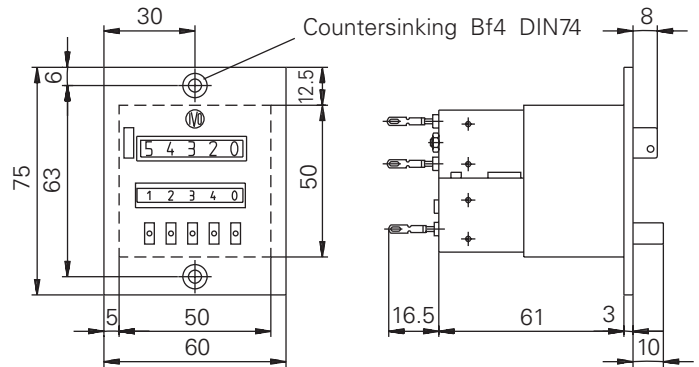
FE309 to be plugged in and lined up within housing

Cutout 50 x 50 mm



FE319 with screw fixture

Cutout 51 x 51 mm



FE329 with clamping fixture

Cutout 51 x 51 mm

