

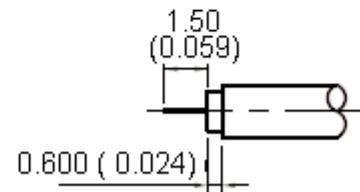
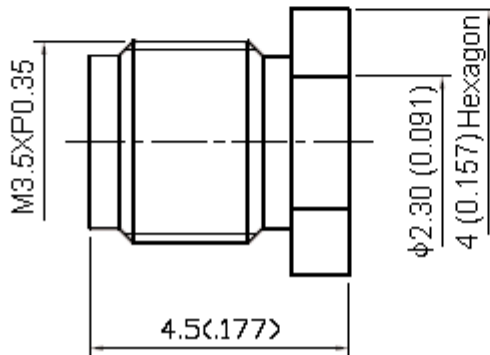
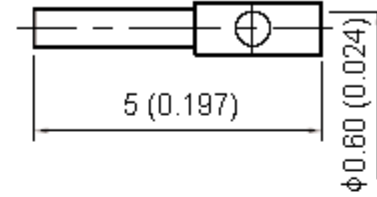
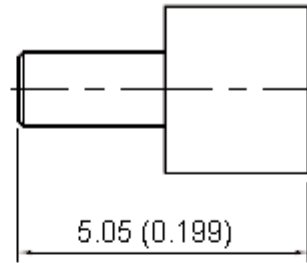
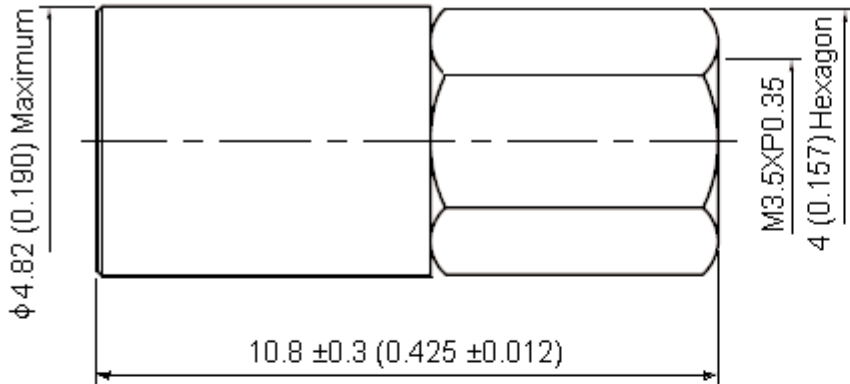


PART NO.

46-01V-1-TGG

REVISIONS

ECN #	REV	DESCRIPTION	DRAWN	DATE	CHECKD	DATE	APPRVD	DATE
-	A	RELEASED	Sumana	31/1/08	Suresh	31/1/08	G. C	15/2/08



Stripping Dimension

Dimensions : Millimetres (Inches)

This data sheet and its contents (the "Information") belong to the Premier Farnell Group (the "Group") or are licensed to it. No licence is granted for the use of it other than for information purposes in connection with the products to which it relates. No licence of any intellectual property rights is granted. The Information is subject to change without notice and replaces all data sheets previously supplied. The Information supplied is believed to be accurate but the Group assumes no responsibility for its accuracy or completeness, any error in or omission from it or for any use made of it. Users of this data sheet should check for themselves the Information and the suitability of the products for their purpose and not make any assumptions based on information included or omitted. Liability for loss or damage resulting from any reliance on the Information or use of it (including liability resulting from negligence or where the Group was aware of the possibility of such loss or damage arising) is excluded. This will not operate to limit or restrict the Group's liability for death or personal injury resulting from its negligence. SPC MULTICOMP is the registered trademark of the Group. © Premier Farnell plc 2008.

TOLERANCES:
UNLESS OTHERWISE SPECIFIED, DIMENSIONS ARE FOR REFERENCE PURPOSES ONLY.

DRAWN BY:	DATE:
Sumana	31/01/08
CHECKED BY:	DATE:
Suresh	31/01/08
APPROVED BY:	DATE:
G.Cook	15/02/08

DRAWING TITLE:

Stright Plug - SSMB

SIZE A	DWG NO. M10000687	ELECTRONIC FILE 46-01V-1-TGG_DWG	REV A
SCALE: NTS		U.O.M.: mm (Inches)	SHEET: 1 OF 2



PART NO.

46-01V-1-TGG

REVISIONS

ECN #	REV	DESCRIPTION	DRAWN	DATE	CHECKD	DATE	APPRVD	DATE
-	A	RELEASED	Sumana	31/1/08	Suresh	31/1/08	G. C	15/2/08

Specifications:

Electrical:

Frequency Range : DC-4GHz.
 Nominal Impedance : 50Ohms.
 Maximum Working Voltage : 250V.
 Proof Voltage : 500V.
 Maximum VSWR : 1.3.

Materials:

Bodies : Brass per JIS-C3604.
 Beryllium Copper per ASTM B196 UNS C17300.
 Centre Contact : Beryllium Copper per ASTM B196 UNS C17300.
 Insulation : PTFE per ASTM D1457 and ASTM D1710.

Mechanical:

Interface in accordance with MIL-STD-348A.
 For use with RG405 or similar style cable.
 Cable attachment : Outer: Solder, Inner: Solder

Environmental:

Operating Temperature Range : -65°C to +165°C

Specification Table

Number	Description	Material	Finish	Part Number
1	Shell	Brass	Gold 3µ" Minimum	46-01V-1-TGG
2	Body	Beryllium Copper		
3	Insulation	PTFE	None	
4	Centre Contact	Beryllium Copper	Gold 30µ" Minimum	
5	Solder Nut	Brass	Gold 3µ" Minimum	

<http://www.farnell.com>

<http://www.newark.com>

<http://www.cpc.co.uk>

This data sheet and its contents (the "Information") belong to the Premier Farnell Group (the "Group") or are licensed to it. No licence is granted for the use of it other than for information purposes in connection with the products to which it relates. No licence of any intellectual property rights is granted. The Information is subject to change without notice and replaces all data sheets previously supplied. The Information supplied is believed to be accurate but the Group assumes no responsibility for its accuracy or completeness, any error in or omission from it or for any use made of it. Users of this data sheet should check for themselves the Information and the suitability of the products for their purpose and not make any assumptions based on information included or omitted. Liability for loss or damage resulting from any reliance on the Information or use of it (including liability resulting from negligence or where the Group was aware of the possibility of such loss or damage arising) is excluded. This will not operate to limit or restrict the Group's liability for death or personal injury resulting from its negligence. SPC MULTICOMP is the registered trademark of the Group. © Premier Farnell plc 2008.

TOLERANCES:

UNLESS OTHERWISE SPECIFIED, DIMENSIONS ARE FOR REFERENCE PURPOSES ONLY.

DRAWN BY:

Sumana

CHECKED BY:

Suresh

APPROVED BY:

G.Cook

DATE:

31/01/08

DATE:

31/01/08

DATE:

15/02/08

DRAWING TITLE:

Stright Plug - SSMB

SIZE A	DWG NO.	M10000687	ELECTRONIC FILE	REV
			46-01V-1-TGG_DWG	A
SCALE: NTS		U.O.M.: mm (Inches)	SHEET: 2 OF 2	