

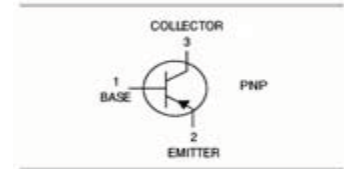
PNP Medium Power Transistor: BC869/-16/-25

Features:

- Low Voltage
- High Current

Applications:

- Low voltage, high current LF applications
- Complement to BC868



SOT- 89

Ordering Information

Type No.	Marking:	Package Code:
BC869/-16/-25	CEG/CGC/CHC	SOT-89

Maximum Ratings & Characteristics: Tamb=25°C unless otherwise specified

Parameter:	Symbol:	Value:	Unit:
Collector - Base Voltage	V_{CBO}	-32	V
Collector - Emitter Voltage	V_{CEO}	-20	V
Emitter - Base Voltage	V_{ebo}	-5	V
DC Collector Current	I_C	-1	A
Peak Collector Current	I_{CM}	-2	A
Peak Base Current	I_{BM}	-200	mA
Total Power Dissipation ($T_{AMB} \leq 25^\circ\text{C}$)	P_{TOT}	1.35	W
Junction and Storage Temperature	T_j, T_{stg}	-65 to +150	°C

Electrical Characteristics: Tamb=25°

Parameter:	Symbol:	Test Conditions:	Min:	Typ:	Max:	Unit:
Collector Cut-off Current	I_{CBO}	$V_{CB} = -25V, I_E = 0$ $V_{CB} = -25V, I_E = 0, T_j = 150^\circ\text{C}$			-100 -10	nA μA
Emitter Cut-off Current	I_{EBO}	$V_{CE} = -5V, I_C = 0$			-10	nA
DC Current Gain	h_{FE}	$V_{CE} = -10V, I_C = -5\text{mA}$ $V_{CE} = -1V, I_C = -500\text{mA}$ $V_{CE} = -1V, I_C = -1\text{A}$	50 100 60		375	
Collector - Emitter Saturation Voltage	$V_{CE(sat)}$	$I_C = -1\text{A}, I_B = -100\text{mA}$			-0.5	V
Base Emitter Voltage	V_{BE}	$I_C = -1\text{A}, V_{CE} = -1\text{V}$			-1	V
Transition Frequency	f_T	$V_{CE} = -5V, I_C = -10\text{mA}$, $f = 100\text{MHz}$	40			MHz

Classification H_{FE}

	BC869	BC869-16	BC869-25
Range	100-375	100-250	160-375
Marking	CEC	CGC	CHC

Typical Characteristics: $T_{amb}=25^{\circ}C$ unless otherwise specified

Ratings & Characteristic Curves

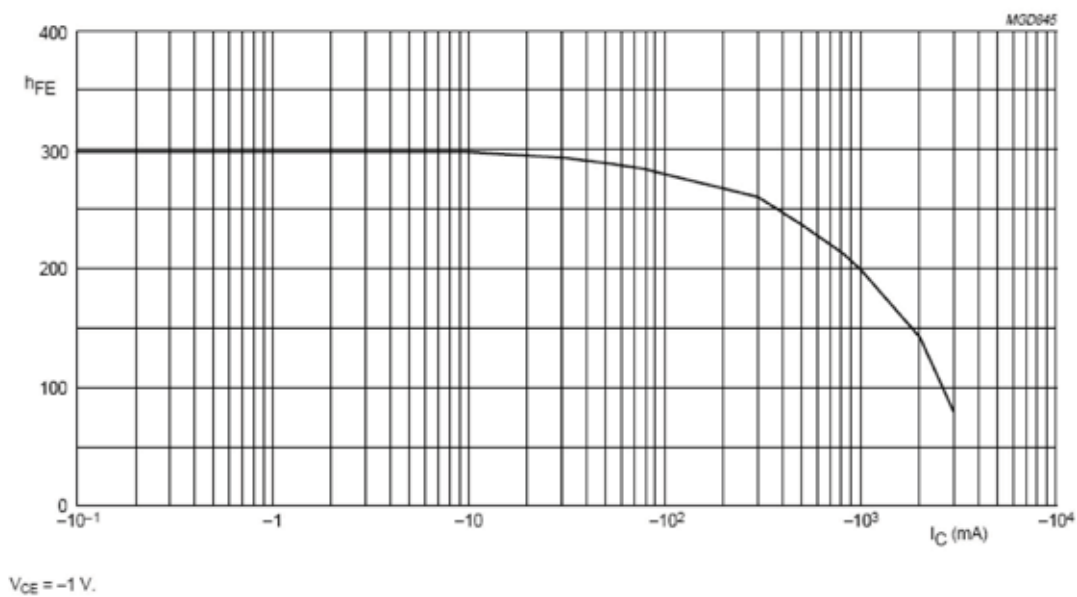
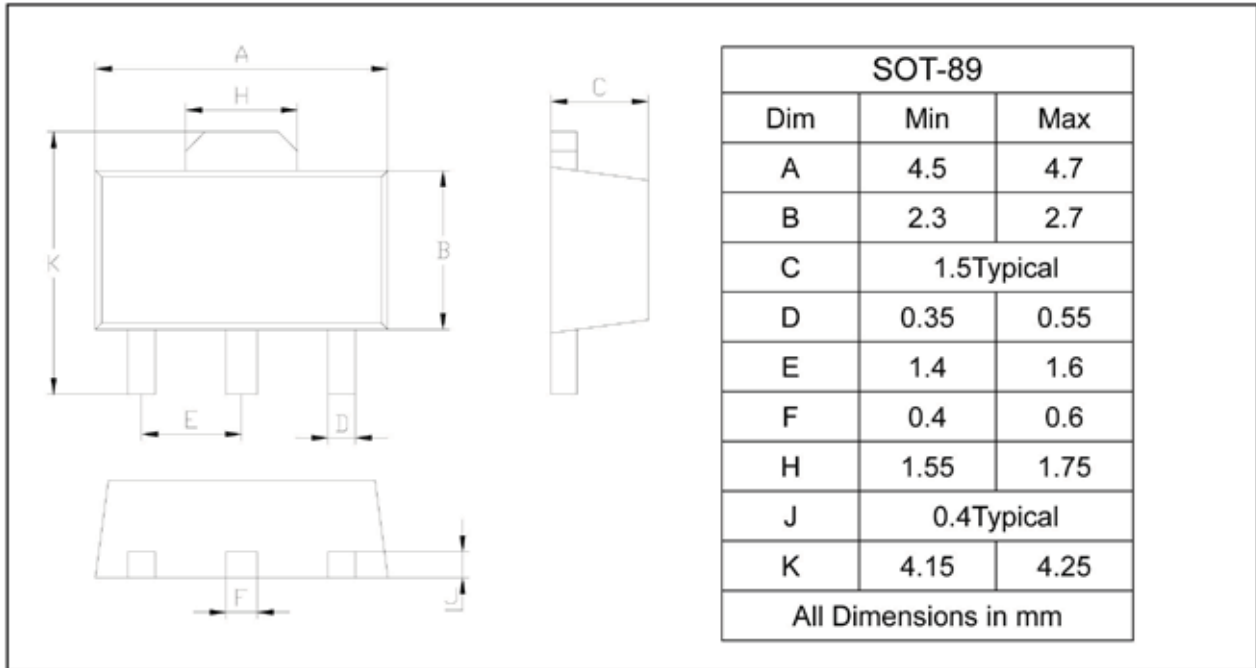


Fig 1 DC current gain; typical values.

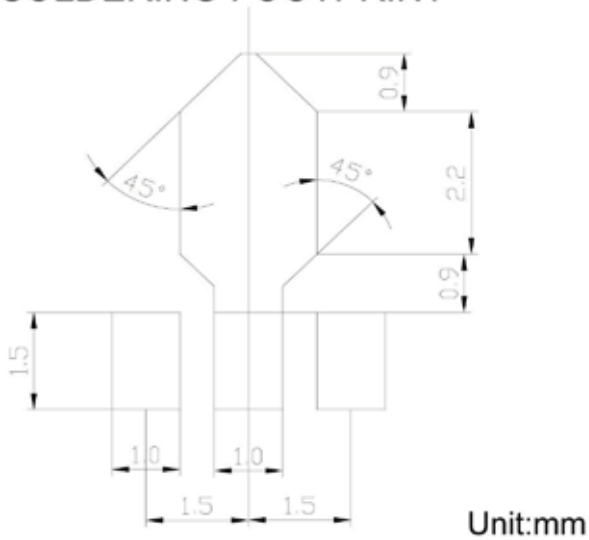
Package Outline

Plastic surface mounted package

SOT-89



SOLDERING FOOTPRINT



PACKAGE INFORMATION

Device	Package	Shipping
BC869	SOT-89	1000/Tape&Reel