

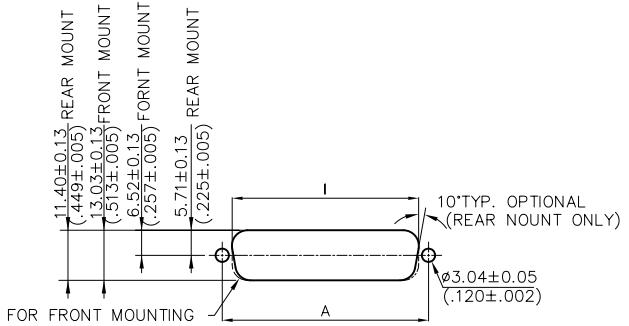
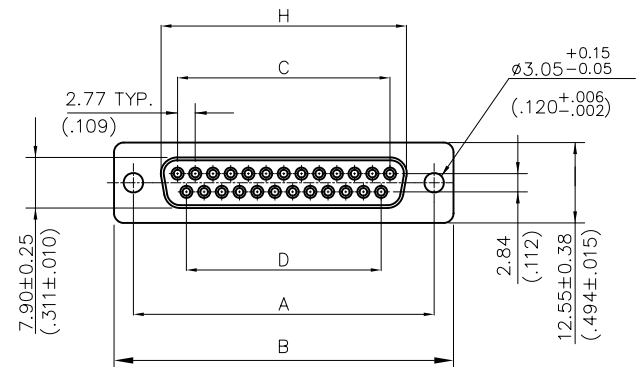
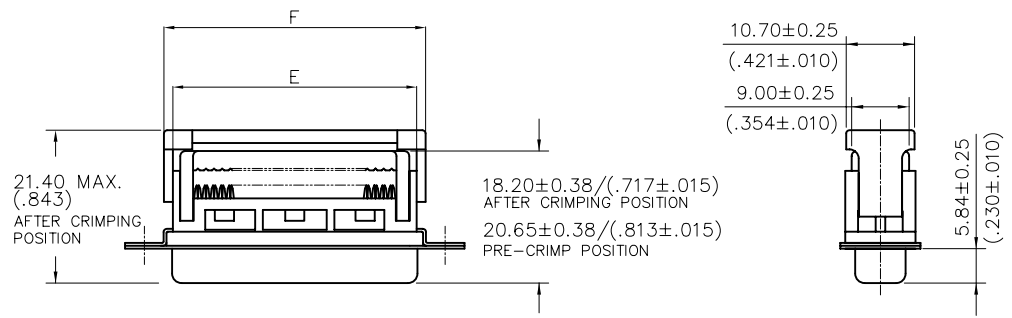
REV.	ZONE	LTR	DESCRIPTION	DATE	REVISOR	APPD
4	A6	△	RENEW DRAWING	8/12-06	MWLin	

△ ORDERING INFORMATION:
 8F SM ** S - * * * * - (*)
 (1) (2) (3) (4) (5) (6) (7) (8) (9)

- SERIES
.8F D-SUB I.D.C. CONNECTOR
- HOUSING CONSTRUCTION TYPES
.SM - STANDARD THROUGH HOLES (WITH METAL SHELL)
- NUMBER OF CONTACTS
.09 - 9 POSITIONS
.15 - 15 POSITIONS
.25 - 25 POSITIONS
.37 - 37 POSITIONS
- CONTACT TYPE
.S - SOCKET (FEMALE)
- COLOR CODES
.1 - BLUE
.2 - GRAY
.3 - BLACK
- CONTACT FINISH
.0 - SELECTED GOLD FLASH OVER 30u" NICKEL
.2 - 15u" SELECTED GOLD OVER 50u" NICKEL
.3 - 30u" SELECTED GOLD OVER 50u" NICKEL
- STRAIN RELIEF
.N - WITHOUT STRAIN RELIEF
.S - STAINLESS STEEL STRAIN RELIEF
.P - PLASTIC STRAIN RELIEF
- METAL SHELL FINISH
.4 - TIN PLATED SHELL (WITHOUT GROUNDING INDENTS)
.5 - NICKEL PLATED SHELL (WITHOUT GROUNDING INDENTS)
- SUFFIX NO.
.C- FOR INLAND CUSTOMER
.NONE- FOR OVERSEA CUSTOMER

SPECIFICATION :

- .INSULATOR MATERIAL : PBT & G/F REINFORCED,UL 94-V0
- .CONTACT MATERIAL : PHOSPHOR BRONZE,SELECTIVE GOLD PLATED OVER NICKEL
- .STRAIN RELIEF MATERIAL : PBT & G/F REINFORCED,UL 94-V0
- .SHELL MATERIAL : SPCC,TIN OR NICKEL PLATED
- .CURRENT RATING : 1 AMP.
- .INSULATION RESISTANCE : 1000M ΩMIN. (AT 500 V DC)
- .DIELECTRIC WITHSTANDING VOLTAGE : AC 500V MIN. (FOR 1 MIN)
- .OPERATING TEMPERATURE : -25°C TO 85°C
- .CONTACT RESISTANCE : 15m Ω MAX
- .WIRE SIZE : AWG 26 & 28 STRANDED , 1.27mm CONDUCTOR CENTRE FLAT CABLE



RECOMMENDED PANEL CUTOUT DIMENSIONS

RoHS Compliant

8FSM37S	37	63.50(2.500)	69.40(2.732)	49.86/(1.963)	47.09/(1.854)	54.60/(2.150)	57.10/(2.248)	54.84/(2.159)	59.08/(2.326)	60.73/(2.391)
8FSM25S	25	47.04(1.852)	53.09(2.090)	33.24/(1.309)	30.47/(1.200)	38.14/(1.502)	40.90/(1.610)	38.38/(1.511)	42.52/(1.674)	44.27/(1.743)
8FSM15S	15	33.32(1.312)	39.10(1.539)	19.39/(.763)	16.62/(.654)	24.00/(.945)	26.60/(1.047)	24.66/(.971)	28.80/(1.134)	30.53/(1.202)
8FSM09S	9	24.99/(.984)	30.80(1.212)	11.08/(.436)	8.31/(.327)	16.10/(.634)	18.60/(.732)	16.33/(.643)	20.47/(.806)	22.20/(.874)
CATALOG NO.	NO. OF POSITIONS	±0.13 A (±.005)	±0.25 B (±.010)	±0.13 C (±.005)	±0.13 D (±.005)	±0.25 E (±.010)	±0.25 F (±.010)	±0.25 H (±.010)	±0.13/(.005) REAR MOUNTING	±0.13/(.005) FRONT MOUNTING

TOLERANCE UNSPECIFIED		8FSM**S-****-(*)		PART NO.		
.000	±			SCALE 1:1 UNIT mm(inch)		
.00	±				DRAWN 葉建忠 02/05-'96 DESIGNER Peter 7/19'01 CHECKED Peter 7/19'01 APPROVED James7/19'01	NAME 8FSMXXS SERIES IDC D-SUB FEMALE CONNECTOR METAL SHELL TYPE
.0	±					
.	±				A3 RS108FH1	