



POWERWHITE LV LINEAR MODULES



FEATURES / BENEFITS

- ▲ Fully modular linear arrays of ultra high brightness LEDs
- ▲ Utilizes the latest 80+ lumen LUXEON® Rebel™ LEDs for cool white, 70+ lumen for neutral white & 50+ lumen for warm white
- ▲ Onboard 350mA constant current driver runs off low voltage input
- ▲ ETL recognized to UL2108 standards (pending)
- ▲ Choice of color temperatures & optical patterns
- ▲ >70% lumen maintenance @ 60,000 hours at max acceptable ambient temperature
- ▲ Primary heatsinking included
- ▲ Lifesaver® thermal protection

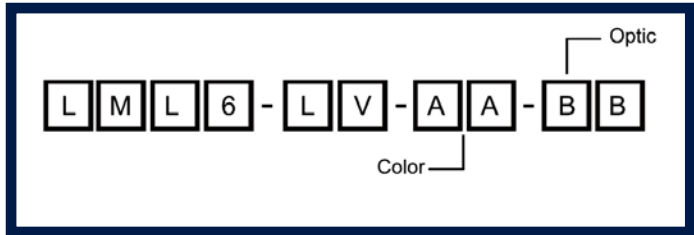
OPERATING CONDITIONS

- ▲ Operating Ambient temperature -30°C to +55°
- ▲ Onboard driver model operates off 12-24VDC / 8-17VAC input
- ▲ Max modules per run = 20 @ 12VAC input, 40 @ 24VAC input
- ▲ Power consumption 8.5W per module
- ▲ Additional heatsinking required for optimal performance

APPLICATION

- ▲ Linear lighting
- ▲ Accent lighting
- ▲ Flood lighting
- ▲ Street & area lighting
- ▲ General illumination

ORDERING INFORMATION



MATERIALS / FINISH

- ▲ Six premium flux LUXEON Rebel LEDs per module
- ▲ Anodized cast aluminum heatsink
- ▲ Dialight-Lumidrives optics
- ▲ Modular quick connect cables
- ▲ Onboard 350mA constant current driver

Color (AA)
CW = Min 80 lumen 'v bin' Cool white 5300K
NW = Min 70 lumen 's bin' Neutral white 3950K
WW = Min 50 lumen 'n bin' Warm white 2950K

Optic (BB)
SP = 5 degree spot
MD = 15 degree spot
WD = 25 degree wide
OV = 5X20 degree oval
FR = 7 degree frosted spot

Connectors (sold separately)
LML6-LV-CON-CAB = Entry cable, driver to 1st module
LML6-LV-M2M-CAB = Connection cable (module to module)
<small>* Cables use 0.5mm² AWG12 wires</small>

Dialight-Lumidrives Ltd.

York House • Wetherby Road • Long Marston, York, YO26 7NH
Tel: +44(0) 1904 739150 • Fax: +44(0) 1904 737926 • www.dialight.com



Dialight Corporation

1501 Route 34 South • Farmingdale, NJ 07727 USA
Tel: (1) 732-919-3119 • Fax: (1) 732-751-5778 • www.dialight.com



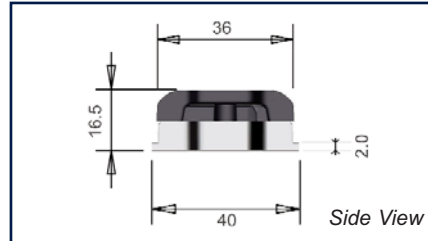
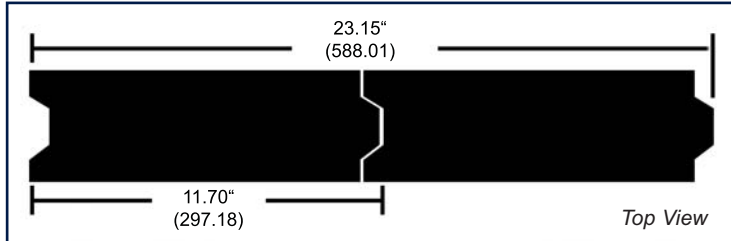
MDEXLUMPWMLV_A

MECHANICAL DIMENSIONS

11.7" x 1.498" x 0.585"
(297.18mm x 38.05mm x 14.86mm)

Mounting hole spacing = 3.22" [81.8mm].
Max screw size #8

Total length for "Z" units connected end to end =
(Z x 11.7) - ((Z-1) x 0.25) (inches)
(Z x 297.2) - ((Z-1) x 6.35) (mm)



Example: 2 units total length = 23.15" [588.01]

ASSEMBLY INFORMATION



1) Remove cover from module (**Do not remove mask**)

2) Connect **LML6-LV-M2M-CAB** quick connect cables between modules as indicated in the photo. If desired, insert 8/32 or M6 mounting screws in holes provided.

3) Wire between cables may be routed through end as indicated in photo or around side of module.

4) Connect **LML6-LV-CON-CAB** into front of first module.

5) Replace cover.

6) Connect leads on **LML6-LV-CON-CAB** to low voltage power supply. Red wire to +, black wire to -

PHOTOMETRIC DATA

TBD
IES 32 files available, consult factory

Dialight reserves the right to make changes at any time in order to supply the best product possible.

Dialight-Lumidrives Ltd.

York House • Wetherby Road • Long Marston, York, YO26 7NH
Tel: +44(0) 1904 739150 • Fax: +44(0) 1904 737926 • www.dialight.com



Dialight Corporation

1501 Route 34 South • Farmingdale, NJ 07727 USA
Tel: (1) 732-919-3119 • Fax: (1) 732-751-5778 • www.dialight.com



MDEXLUMPWMLV_A