








This range of select on test/code and range setting switches overcome some of the problems of using standard dual in-line 8 way switches and features:

-  An exclusive guaranteed one out of eight selection.
-  Linked changeovers (up to 4) are operated by one actuator.
-  Wide range of switching configurations including user PCB custom capability.
-  Large numerals and coloured actuators.
-  Base and tape sealed for flow soldering and solvent/aqueous washing.
-  Hinged transparent dust cover and recessed actuators prevent accidental setting changes.
-  1µm hard gold plated wiping contact for low level circuits.
-  If you have a volume requirement for a product variant not shown on this sheet please contact us.

**Principal Electrical and Performance Data**

at 20°C 70% R.H. for DS16

**Contact Ratings:** Switching: 30V, 250mA 7.5VA max.  
Non switching: 240Vac 2A.

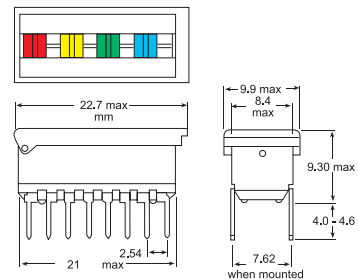
**Initial Contact Resistance:** (at 10mV, 10mA max.)  
Typical: 18mΩ. Max. 30mΩ.

**Life:** Typical (within rated load), test reports available 1000 cycles.

**Temperature Range:** Storage, electrical use and manual operation -55°C to +85°C

**Humidity:** BS 2011 Test Ca: 56 days.

Please note: BS 2011 is now superseded by BS EN 60068.



Electrical schematics viewed from below

Linked Styles		Unlinked Styles		Linked Styles		Unlinked Styles	
DS16C 1-8		DS16D 1-8		DS16C 2-4		DS16D 2-4	
DS16C VAR22*		DS16D VAR22*		DS16C 4-2		DS16D 4-2	
DS16C VAR23*		DS16D VAR23*		DS16C 1-5		DS16D 1-5	
DS16C VAR24*		DS16D VAR24*		DS16C 1-4		DS16D 1-4	
DS16C 1-6		DS16D 1-6		DS16C 1.3+1.3		DS16D 1.3+1.3	
DS16C VAR32*		DS16D VAR32*		DS16C 3-2		DS16D 3-2	

\*Design and use with care as the sliders of these styles have unrestricted travel.

This leaflet is believed to contain the best information available at the time of printing, but is subject to change without notice. Performance figures, where quoted, are actually estimates based on our experience or that of our customers or statutory authorities. In common with all components reliability varies with many factors, and users are invited to contact us in appropriate cases so that where relevant information is available it may be considered by the user. All supplies are subject to the Company's standard conditions of sale which are available on request.



**ITW Erg Components**

Luton Road, Dunstable, Bedfordshire LU5 4LJ England  
 Telephone: 01582 662241 Fax: 01582 600767

E-mail: [info@erg.co.uk](mailto:info@erg.co.uk) <http://www.erg.co.uk>