

## FEATURES AND SPECIFICATIONS

### Features and Benefits

- Sizes 2 to 15 circuits
- 0.64mm (.025") square wire pins

### Reference Information

Packaging: Bulk  
 UL File No.: E29179  
 CSA File No.: LR19980  
 Mates With: 5051 housings, KK® 2.50mm (.098")  
 and 5102-N  
 Designed In: Millimeters

### Electrical

Voltage: 250V  
 Current:

AWG	22	24	26	28
Amperes	3.0	2.5	2.0	1.5

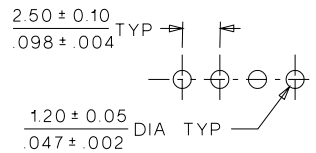
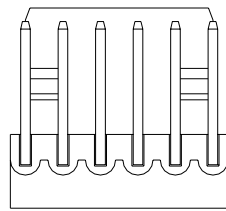
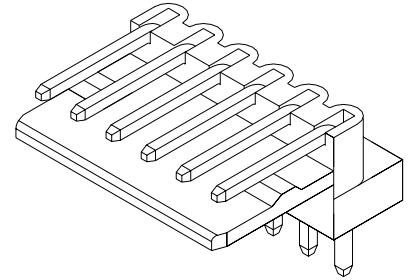
Contact Resistance: 20mΩ max.  
 Dielectric Withstanding Voltage: 1000V AC/1 min.  
 Insulation Resistance: 1000 MΩ min.

### Physical

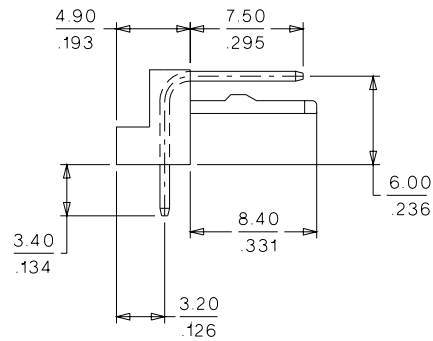
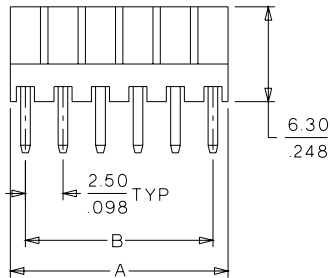
Housing: 6/6 nylon, UL 94V-0  
 Contact: Brass  
 Plating: See Table  
 Temperature: -40 to +105°C

# molex® 2.50mm (.098") Pitch Header

## 5046 Right Angle Friction Lock



PCB LAYOUT: COMPONENT SIDE  
 RECOMMENDED PCB THICKNESS:  $\frac{1.60 \pm 0.10}{.063 \pm .004}$



## ORDERING INFORMATION AND DIMENSIONS

Circuits	Order No.		Dimension	
	Tin	Gold	A	B
2	• 22-05-1022	22-12-1022	4.50 (.177)	2.50 (.098)
3	• 22-05-1032	22-12-1032	7.00 (.276)	5.00 (.197)
4	• 22-05-1042	22-12-1042	9.50 (.374)	7.50 (.295)
5	• 22-05-1052	22-12-1052	12.00 (.472)	10.00 (.394)
6	• 22-05-1062	22-12-1062	14.50 (.571)	12.50 (.492)
7	• 22-05-1072	22-12-1072	17.00 (.669)	15.00 (.591)
8	• 22-05-1082	22-12-1082	19.50 (.768)	17.50 (.689)
9	• 22-05-1092	22-12-1092	22.00 (.866)	20.00 (.787)
10	• 22-05-1102	22-12-1102	24.50 (.964)	22.50 (.886)
11	• 22-05-1112	22-12-1112	27.00 (1.063)	25.00 (.984)
12	• 22-05-1122	22-12-1122	29.50 (1.161)	27.50 (1.083)
13	• 22-05-1132	22-12-1132	32.00 (1.260)	30.00 (1.181)
14	• 22-05-1142	22-12-1142	34.50 (1.358)	32.50 (1.279)
15	• 22-05-1152	22-12-1152	37.00 (1.457)	35.00 (1.378)

• US Standard Product, available through Molex franchised distributors