


ARM-EVAC 200

PACE Fume Extraction Systems



Versatile Performance for 1 to 4 Workstations

Arm-Evac 200

Arm-Evac 200 P/N 8889-0205 120VAC, 60Hz
 Arm-Evac 200 P/N 8889-0200 230VAC, 50Hz

Features

- High volume air flow
- Heavy duty brushless motor
- 18 gauge steel construction
- On/off switch located on front panel
- Easy filter access
- Compact and self-contained
- Includes pre-filter, general purpose combo filter and power cord


System Specs

Unit: Arm-Evac 200
 Power Requirements: 120VAC, 60Hz 3 Amps 230VAC, 50Hz 1.5 Amps
 Size: 280mm (11")W x 330mm (13")D x 395mm (15.5")H
 Weight: 14 Kg (32 lbs.)
 Sound Level: 59 dBA @ 2m (6')
 # Inlets: Two 75mm (3") dia.
 Free Blowing Flow Rate: 510 m³/h (300 cfm)
 # Workbench Connections: 45mm (1.75") and 50mm (2") 4
 65mm (2.5") and 75mm (3") 2
 Microprocessor Controls: No
 Maximum Duct Run: 5m (16') per inlet

ARM-EVAC


Silencer/Mobile Cart for
 Arm-Evac 200/250
 P/N 8885-1225

- Constructed of 18-gauge steel and acoustical foam baffle liner. Includes front locking casters.
- Dimensions: 280mm (11")W x 330mm (13")D x 150mm (6")H
- Weight: 4.5 Kg (10 lbs)



ITEM	DESCRIPTION	PART NUMBER
General Purpose Filter Cartridge	Combination of HEPA and Gas Filters.	8883-0931
Optional Adhesive Filter Cartridge	Blend of Adsorptive and Chemisorptive Medias	8883-0951
Optional Cleanroom Filter Cartridge	Combination of HEPA and Bonded Activated Carbon Filters.	8883-0921
Optional Economy Filter Cartridge	Carbon-Impregnated Reticulated Foam Media	8883-0871
Optional Extended Life Filter Combination	For increased service life. Includes condensed pleat combo HEPA/Gas Filter.	8883-0936

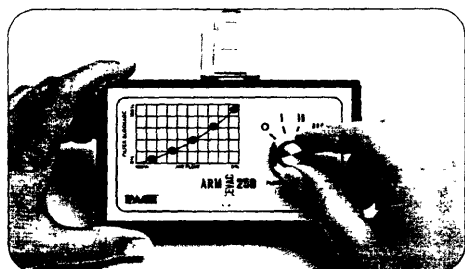
**Compact. Portable Filtration with Intelligence
for 1 to 4 Workstations**



ACCESSORIES

Benchtop Controller for Arm-Evac 250
P/N 8884-2250

- Includes LED filter condition monitor, three-speed controller and remote cable
- Dimensions: 140mm (5.5")W x 75mm (3")D x 30mm (1.25")H



Arm-Evac 250

Arm-Evac 250 P/N 8889-0255 120VAC, 60Hz
Arm-Evac 250 P/N 8889-0250 230VAC, 50Hz

Features

- Microprocessor controlled
- Three-color LED filter condition gauge
- Laser-trimmed electronic air flow sensor
- Self-calibrates to specific arm configuration
- Audible alarm alerts operator of filter change
- Three-speed air flow adjustment
- Intelligent air flow compensation – motor pump speed increases as filter becomes loaded
- RS232C port for computerized connection
- Includes pre-filter, general purpose combo filter and power cord

System Specs

Unit:	Arm-Evac 250		
Power Requirements:	120VAC, 60Hz 3 Amps	230VAC, 50Hz 1.38 Amps	
Size:	280mm (11")W x 330mm (13")D x 395mm (15.5")H		
Weight:	14 Kg (32 lbs.)		
Sound Level:	59 dBA @ 2m (6')		
# Inlets:	Two 75mm (3") dia.		
Free Blowing Flow Rate:	510 m ³ /h (300 cfm)		
# Workbench Connections:	45mm (1.75") and 50mm (2")	4	
	65mm (2.5") and 75mm (3")	2	
Microprocessor Controls:	Yes		
Maximum Duct Run:	5m (16') per inlet		

TYPICAL APPLICATIONS

Electronic Soldering, Laser Cutting, Stained Glass Production, Jewelry Manufacturing and Repair, Brazing
Benchtop Adhesive Procedures, Gluing Operations, Laboratory Demonstrations
Fine Particulate and Gas Removal in Designated Cleanroom Environments

Sanding Procedures, Grinding Operations, Benchtop Machining
High Production Soldering Operations

For filter details, see page 7