

Customer Information Sheet

DRAWING No.: D9XXX-XX

SHEET 2 OF 2

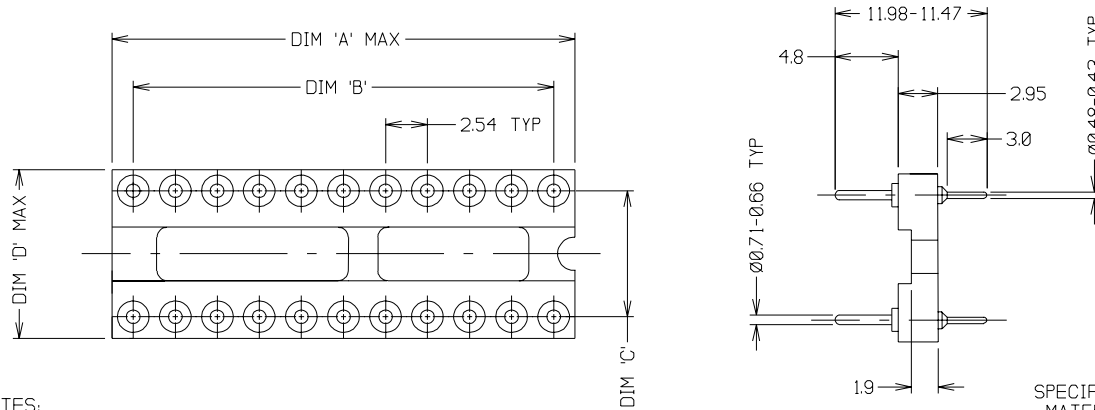
IF IN DOUBT - ASK

©

NOT TO SCALE

THIRD ANGLE PROJECTION

ALL DIMENSIONS IN mm



ORDER CODE:
D9XXX-XX
 PITCH (SEE TABLE)
 No. OF WAYS
 FINISH
 01 - TIN
 05 - GOLD

NOTES:

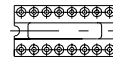
1. RECOMMENDED MOUNTING HOLE SIZE = $\varnothing 0.80\text{mm}$.
2. STYLE REFERS TO NUMBER OF CENTRE BARS ONLY.

ASSEMBLY PART No.	No. OF WAYS	STYLE (SEE NOTE 2)	DIM 'A'	DIM 'B'	DIM 'C'	DIM 'D'
D9206-XX	6	1	7.62	5.08	7.62	10.16
D9208-XX	8	1	10.16	7.62	7.62	10.16
D9214-XX	14	1	17.78	15.24	7.62	10.16
D9216-XX	16	1	20.32	17.78	7.62	10.16
D9218-XX	18	1	22.86	20.32	7.62	10.16
D9220-XX	20	2	25.40	22.86	7.62	10.16
D9222-XX	22	2	27.94	25.40	10.16	12.70
D9922-XX	22	2	27.94	25.40	7.62	10.16
D9224-XX	24	2	30.48	27.94	15.24	17.78
D9724-XX	24	2	30.48	27.94	10.16	12.70
D9924-XX	24	1	30.48	27.94	7.62	10.16
D9228-XX	28	2	35.62	33.02	15.24	17.78
D9232-XX	32	2	40.64	38.10	15.24	17.78
D9240-XX	40	3	50.80	48.26	15.24	17.78
D9248-XX	48	3	60.96	58.42	22.86	25.28
D9948-XX	48	3	60.96	58.42	15.24	17.78
D9264-XX	64	3	81.28	78.74	22.86	25.28

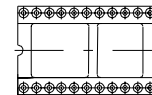
SPECIFICATION:

MATERIAL:
 MOULDING = GLASS-FILLED POLYESTER UL94V-0
 CONTACT = BRASS
FINISH:
 01 = 4 μ TIN
 05 = 0.1 μ GOLD
ELECTRICAL:
 CURRENT RATING = 1 AMP MAX
 VOLTAGE RATING = 100V AC, 150V DC
 CONTACT RESISTANCE = 10 MILLIOHMS MAX
 INSULATION RESISTANCE = 10,000 MEGOHMS MIN
 DIELECTRIC STRENGTH = 1,000V AC MIN
ENVIRONMENTAL:
 OPERATING TEMPERATURE = -55°C TO +125°C
 FOR COMPLETE SPECIFICATION, SEE COMPONENT SPECIFICATION C004XX (LATEST ISSUE).

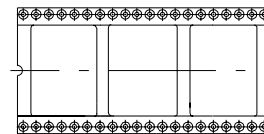
SEE NOTE 2



STYLE '1'



STYLE '2'



STYLE '3'

7	01.12.99	5129
ISS.	DATE	C/NOTE
APPROVED:		
CHECKED:		
DRAWN: J. KEIR		
CUSTOMER REF.:		
ASSEMBLY DRG:		

HARWIN			THIS DRAWING AND ANY INFORMATION OR DESCRIPTIVE MATTER SET OUT HEREON ARE CONFIDENTIAL AND COPYRIGHT PROPERTY OF THE HARWIN GROUP AND MUST NOT BE DISCLOSED, LOANED, COPIED OR USED FOR MANUFACTURING, TENDERING OR FOR ANY OTHER PURPOSE WITHOUT THEIR WRITTEN PERMISSION.	TOLERANCES X. = $\pm 1\text{mm}$ X.X = $\pm 0.25\text{mm}$ X.XX = $\pm 0.10\text{mm}$ X.XXX = $\pm 0.01\text{mm}$ ANGLES = $\pm 1^\circ$ UNLESS STATED	MATERIAL: SEE ABOVE FINISH: SEE ABOVE S/AREA: mm ²	TITLE: I.C. THROUGH HEADER ASSEMBLY DRAWING NUMBER: D9XXX-XX	SHT 2 OF 2
HARWIN INC U.S.A. TEL: (812) 285 0055 FAX: (812) 285 0056	HARWIN PLC U.K. TEL: 01705 370451 FAX: 01705 314590	HARWIN PTE SINGAPORE TEL: 65 7794909 FAX: 65 7793868					