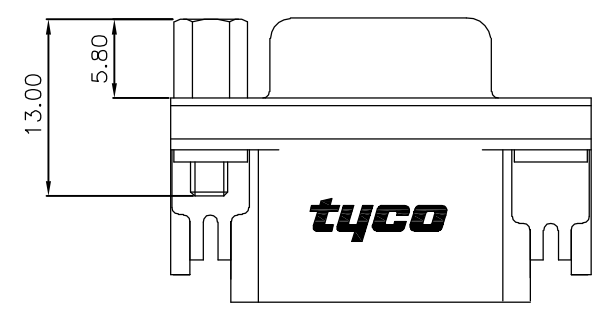
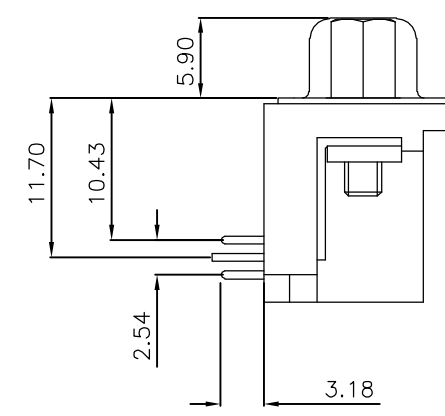
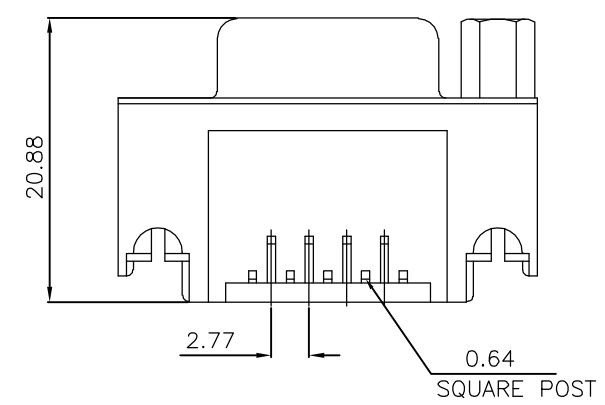
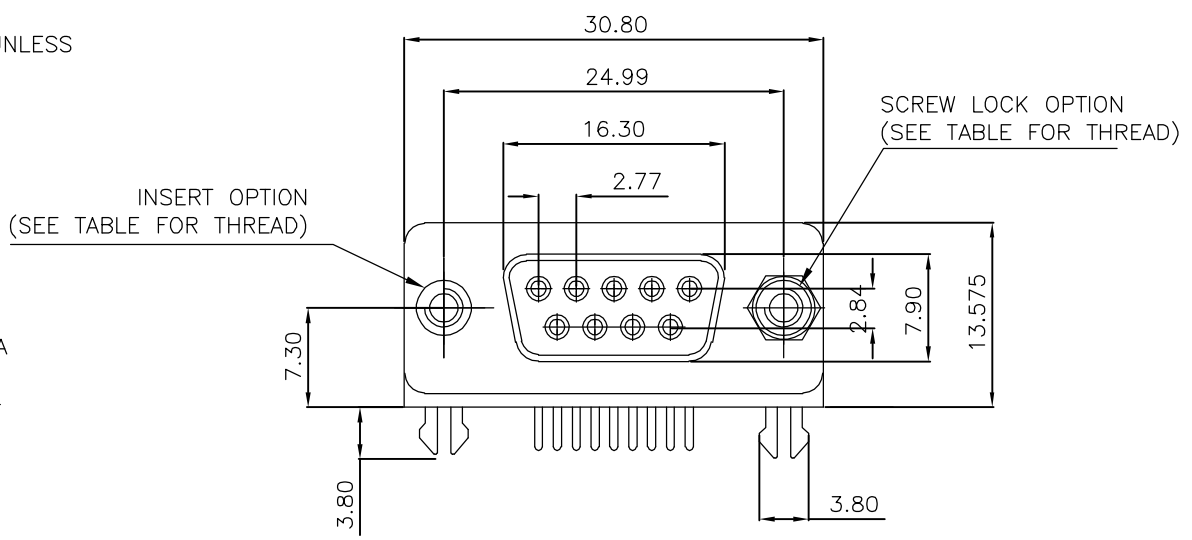


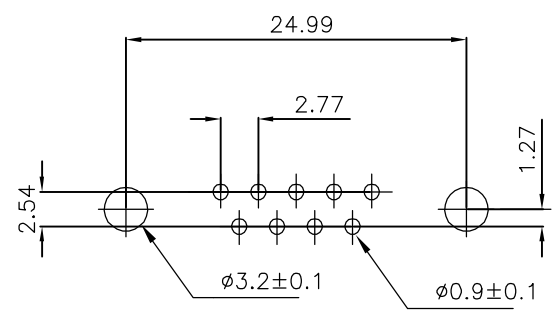
THIS DRAWING IS UNPUBLISHED. RELEASED FOR PUBLICATION OCT ,2003.  
 © COPYRIGHT 2003 BY TYCO ELECTRONICS CORPORATION. ALL RIGHTS RESERVED.

LOC	DIST	REVISIONS			
P	LTR	DESCRIPTION	DATE	DWN	APVD
E	B	B	EBDO-0068-04	27JAN2004	JMS FWK

- NOTES:
- FOR LOCAL DATA REFER TO YOUR LOCAL TYCO ELECTRONICS SALES OFFICE.
  - ALL DIMENSIONS ARE NOMINAL FOR REFERENCE ONLY UNLESS OTHERWISE STATED.
  - MATERIAL :  
 HOUSING : THERMOPLASTIC, UL94V-0  
 BLACK COLOR  
 CONTACTS : PHOSPHOR BRONZE  
 SHELL : STEEL  
 BOARDLOCK : BRASS  
 SCREW : BRASS
  - FINISH :  
 CONTACT : 0.38µm MIN.GOLD PLATED ON CONTACT AREA  
 2.54µm MIN. TIN PLATED ON SOLDER TAILS  
 1.27µm MIN. NICKEL UNDERPLATED OVERALL  
 SHELL : 1.52µm MIN. TIN PLATED  
 BOARD LOCK : 1.52µm MIN. TIN PLATED  
 SCREW : 1.27µm MIN. NICKEL PLATED.
  - CHARACTERISTICS  
 CURRENT RATING : 5A  
 INSULATION RESISTANCE : 1000MOHMS MIN, 500VDC FOR 2MINS.  
 TEMPERATURE RATING : -55DEGC ~ +105DEGC  
 VOLTAGE RATING : 250VDC



P.C.B. LAYOUT



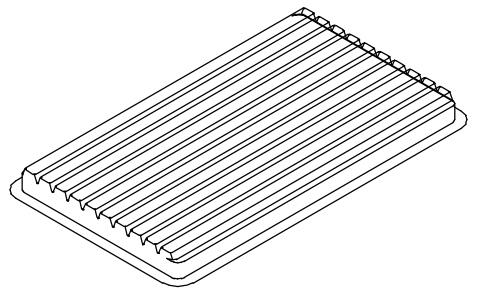
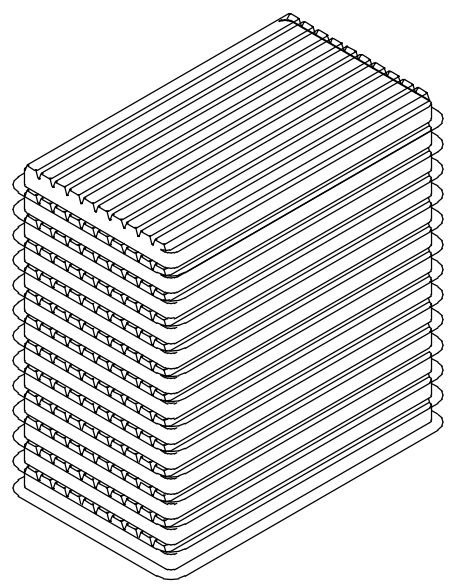
9 WAY D SOCKET WITH BOARD LOCKS & 2 x M3 SCREW LOCKS, 0.38µm GOLD, RIGHT ANGLE	4-1634584-2
9 WAY D SOCKET WITH BOARD LOCKS & 2 x 4-40 SCREW LOCKS, 0.38µm GOLD, RIGHT ANGLE	3-1634584-2
9 WAY D SOCKET WITH BOARD LOCKS & 2 x M3 INSERTS, 0.38µm GOLD, RIGHT ANGLE	2-1634584-2
9 WAY D SOCKET WITH BOARD LOCKS & 2 x 4-40 INSERTS, 0.38µm GOLD, RIGHT ANGLE	1-1634584-2
DESCRIPTION	TYCO PART No.

THIS DRAWING IS A CONTROLLED DOCUMENT.		DWN J.SANDWELL 15SEP2003	Tyco Electronics Corporation	
DIMENSIONS: MM		CHK S.EBBUTT 15SEP2003	Stanmore, Middlesex, HA7 4RS	
TOLERANCES UNLESS OTHERWISE SPECIFIED:		APVD F.WHEELER-KING 15SEP2003	NAME	
0 PLC ± -		PRODUCT SPEC	9 WAY D-SUB SOCKET WITH BOARD LOCK	
1 PLC ± -		APPLICATION SPEC	-	
2 PLC ± -		WEIGHT	-	
3 PLC ± -		SIZE	CAGE CODE	DRAWING NO
4 PLC ± -		SEE NOTE	A3 00779	1634584
ANGLES ± -		FINISH	RESTRICTED TO	
-		CUSTOMER DRAWING	SCALE NTS	SHEET 1 OF 2
-			REV B	

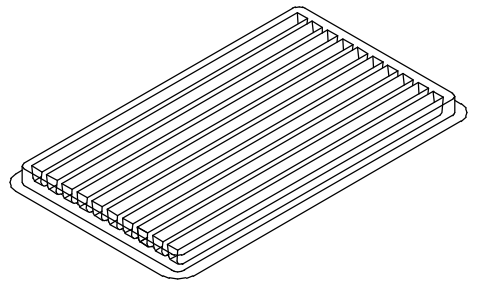
THIS DRAWING IS UNPUBLISHED. RELEASED FOR PUBLICATION OCT ,2003.  
 © COPYRIGHT 2003 BY TYCO ELECTRONICS CORPORATION. ALL RIGHTS RESERVED.

LOC	DIST	REVISIONS			
P	LTR	DESCRIPTION	DATE	DWN	APVD
	B	SEE SHEET 1	-	-	-

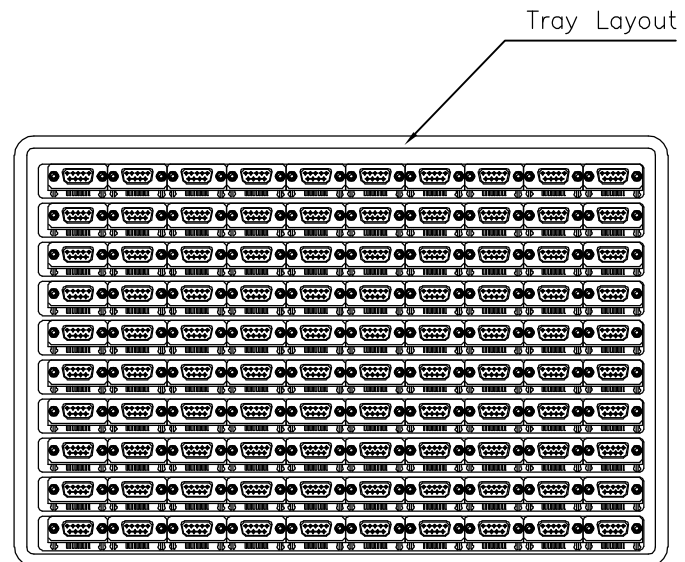
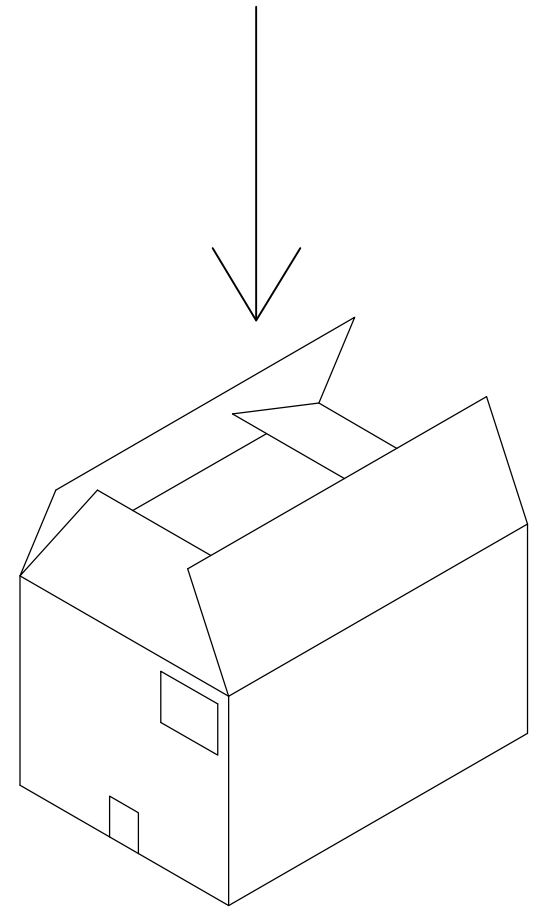
NOTES:  
 1.DIMENSION:  
 TRAY:L=310,W=220,H=23  
 SHIPPING BOX:L=335,W=230,H=320  
 2.QUANTITY:  
 90 PCS/TRAY  
 13 TRAY/SHIPPING BOX



COVER



TRAY



THIS DRAWING IS A CONTROLLED DOCUMENT.		DWN J.SANDWELL 15SEP2003	<b>tyco</b> Tyco Electronics Corporation	
DIMENSIONS: MM		CHK S.EBBUTT 15SEP2003	Stanmore, Middlesex, HA7 4RS	
TOLERANCES UNLESS OTHERWISE SPECIFIED:		APVD F.WHEELER-KING 15SEP2003	NAME 9 WAY D-SUB SOCKET WITH BOARD LOCK	
0 PLC ± -		PRODUCT SPEC	-	
1 PLC ± -		APPLICATION SPEC	-	
2 PLC ± -		WEIGHT	-	
3 PLC ± -		CUSTOMER DRAWING	SIZE A3	CAGE CODE 00779
4 PLC ± -		FINISH	DRAWING NO C-1634584	RESTRICTED TO -
ANGLES ± -		MATERIAL SEE NOTE	SCALE NTS	SHEET 2 OF 2
			REV B	