
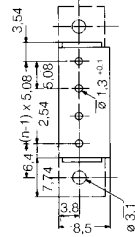


SL 5.08/180B pin headers
tin-plated version



B-Version



SL 5.08/2 ... 24/180B

Solder version, pin length 3,2 mm
Lateral dovetail for mounting brackets

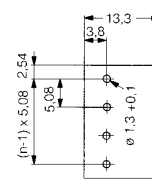

No. of poles	Type	Cat.No.	Qty.
2	SL 5.08/2/180B 3.2SN OR	151956	100
3	SL 5.08/3/180B 3.2SN OR	151966	100
4	SL 5.08/4/180B 3.2SN OR	151976	100
5	SL 5.08/5/180B 3.2SN OR	151986	50
6	SL 5.08/6/180B 3.2SN OR	151996	50
7	SL 5.08/7/180B 3.2SN OR	152006	50
8	SL 5.08/8/180B 3.2SN OR	152016	50
9	SL 5.08/9/180B 3.2SN OR	152026	50
10	SL 5.08/10/180B 3.2SN OR	152036	50
11	SL 5.08/11/180B 3.2SN OR	152046	50
12	SL 5.08/12/180B 3.2SN OR	152056	50
13	SL 5.08/13/180B 3.2SN OR	152066	50
14	SL 5.08/14/180B 3.2SN OR	152076	50
15	SL 5.08/15/180B 3.2SN OR	152086	50
16	SL 5.08/16/180B 3.2SN OR	152096	50
17	SL 5.08/17/180B 3.2SN OR	152106	20
18	SL 5.08/18/180B 3.2SN OR	152116	20
19	SL 5.08/19/180B 3.2SN OR	152126	20
20	SL 5.08/20/180B 3.2SN OR	152136	20
21	SL 5.08/21/180B 3.2SN OR	152146	20
22	SL 5.08/22/180B 3.2SN OR	152156	20
23	SL 5.08/23/180B 3.2SN OR	152166	20
24	SL 5.08/24/180B 3.2SN OR	152176	20

SL 5.08/2 ... 24/180B

Solder version, pin length 4,5 mm
Lateral dovetail for mounting brackets

No. of poles	Type	Cat.No.	Qty.
2	SL 5.08/2/180B 4.5SN OR	152416	100
3	SL 5.08/3/180B 4.5SN OR	152426	100
4	SL 5.08/4/180B 4.5SN OR	152436	100
5	SL 5.08/5/180B 4.5SN OR	152446	50
6	SL 5.08/6/180B 4.5SN OR	152456	50
7	SL 5.08/7/180B 4.5SN OR	152466	50
8	SL 5.08/8/180B 4.5SN OR	152476	50
9	SL 5.08/9/180B 4.5SN OR	152486	50
10	SL 5.08/10/180B 4.5SN OR	152496	50
11	SL 5.08/11/180B 4.5SN OR	152506	50
12	SL 5.08/12/180B 4.5SN OR	152516	50
13	SL 5.08/13/180B 4.5SN OR	152526	50
14	SL 5.08/14/180B 4.5SN OR	152536	50
15	SL 5.08/15/180B 4.5SN OR	152546	50
16	SL 5.08/16/180B 4.5SN OR	152556	50
17	SL 5.08/17/180B 4.5SN OR	152566	20
18	SL 5.08/18/180B 4.5SN OR	152576	20
19	SL 5.08/19/180B 4.5SN OR	152586	20
20	SL 5.08/20/180B 4.5SN OR	152596	20
21	SL 5.08/21/180B 4.5SN OR	152606	20
22	SL 5.08/22/180B 4.5SN OR	152616	20
23	SL 5.08/23/180B 4.5SN OR	152626	20
24	SL 5.08/24/180B 4.5SN OR	152636	20

SL 5.08/135 pin headers
tin-plated version



SL 5.08/2 ... 24/135

Solder version, pin length 3,2 mm


No. of poles	Type	Cat.No.	Qty.
2	SL 5.08/2/135 3.2SN OR	160306	100
3	SL 5.08/3/135 3.2SN OR	160307	100
4	SL 5.08/4/135 3.2SN OR	160308	100
5	SL 5.08/5/135 3.2SN OR	160309	50
6	SL 5.08/6/135 3.2SN OR	160310	50
7	SL 5.08/7/135 3.2SN OR	160311	50
8	SL 5.08/8/135 3.2SN OR	160312	50
9	SL 5.08/9/135 3.2SN OR	160313	50
10	SL 5.08/10/135 3.2SN OR	160314	50
11	SL 5.08/11/135 3.2SN OR	160315	50
12	SL 5.08/12/135 3.2SN OR	160316	50
13	SL 5.08/13/135 3.2SN OR	160317	50
14	SL 5.08/14/135 3.2SN OR	160318	50
15	SL 5.08/15/135 3.2SN OR	160319	50
16	SL 5.08/16/135 3.2SN OR	160320	50
17	SL 5.08/17/135 3.2SN OR	160321	20
18	SL 5.08/18/135 3.2SN OR	160322	20
19	SL 5.08/19/135 3.2SN OR	160323	20
20	SL 5.08/20/135 3.2SN OR	160324	20
21	SL 5.08/21/135 3.2SN OR	160325	20
22	SL 5.08/22/135 3.2SN OR	160326	20
23	SL 5.08/23/135 3.2SN OR	160327	20
24	SL 5.08/24/135 3.2SN OR	160328	20

SL 5.08/2 ... 24/135

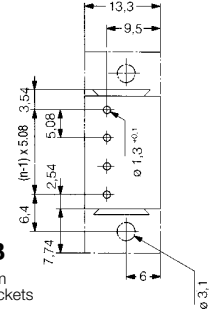
Solder version, pin length 4,5 mm

No. of poles	Type	Cat.No.	Qty.
2	SL 5.08/2/135 4.5SN OR	160576	100
3	SL 5.08/3/135 4.5SN OR	160577	100
4	SL 5.08/4/135 4.5SN OR	160578	100
5	SL 5.08/5/135 4.5SN OR	160579	50
6	SL 5.08/6/135 4.5SN OR	160580	50
7	SL 5.08/7/135 4.5SN OR	160581	50
8	SL 5.08/8/135 4.5SN OR	160582	50
9	SL 5.08/9/135 4.5SN OR	160583	50
10	SL 5.08/10/135 4.5SN OR	160584	50
11	SL 5.08/11/135 4.5SN OR	160585	50
12	SL 5.08/12/135 4.5SN OR	160586	50
13	SL 5.08/13/135 4.5SN OR	160587	50
14	SL 5.08/14/135 4.5SN OR	160588	50
15	SL 5.08/15/135 4.5SN OR	160589	50
16	SL 5.08/16/135 4.5SN OR	160590	50
17	SL 5.08/17/135 4.5SN OR	160591	20
18	SL 5.08/18/135 4.5SN OR	160592	20
19	SL 5.08/19/135 4.5SN OR	160593	20
20	SL 5.08/20/135 4.5SN OR	160594	20
21	SL 5.08/21/135 4.5SN OR	160595	20
22	SL 5.08/22/135 4.5SN OR	160596	20
23	SL 5.08/23/135 4.5SN OR	160597	20
24	SL 5.08/24/135 4.5SN OR	160598	20

SL 5.08/135 B pin headers
tin-plated version



B-Version



SL 5.08/2 ... 24/135B

Solder version, pin length 3,2 mm
Lateral dovetail for mounting brackets

No. of poles	Type	Cat.No.	Qty.
2	SL 5.08/2/135B 3.2SN OR	160553	100
3	SL 5.08/3/135B 3.2SN OR	160554	100
4	SL 5.08/4/135B 3.2SN OR	160555	100
5	SL 5.08/5/135B 3.2SN OR	160556	50
6	SL 5.08/6/135B 3.2SN OR	160557	50
7	SL 5.08/7/135B 3.2SN OR	160558	50
8	SL 5.08/8/135B 3.2SN OR	160559	50
9	SL 5.08/9/135B 3.2SN OR	160560	50
10	SL 5.08/10/135B 3.2SN OR	160561	50
11	SL 5.08/11/135B 3.2SN OR	160562	50
12	SL 5.08/12/135B 3.2SN OR	160563	50
13	SL 5.08/13/135B 3.2SN OR	160564	50
14	SL 5.08/14/135B 3.2SN OR	160565	50
15	SL 5.08/15/135B 3.2SN OR	160566	50
16	SL 5.08/16/135B 3.2SN OR	160567	50
17	SL 5.08/17/135B 3.2SN OR	160568	20
18	SL 5.08/18/135B 3.2SN OR	160569	20
19	SL 5.08/19/135B 3.2SN OR	160570	20
20	SL 5.08/20/135B 3.2SN OR	160571	20
21	SL 5.08/21/135B 3.2SN OR	160572	20
22	SL 5.08/22/135B 3.2SN OR	160573	20
23	SL 5.08/23/135B 3.2SN OR	160574	20
24	SL 5.08/24/135B 3.2SN OR	160575	20

SL 5.08/2 ... 24/135B

Solder version, pin length 4,5 mm
Lateral dovetail for mounting brackets

No. of poles	Type	Cat.No.	Qty.
2	SL 5.08/2/135B 4.5SN OR	160599	100
3	SL 5.08/3/135B 4.5SN OR	160600	100
4	SL 5.08/4/135B 4.5SN OR	160601	100
5	SL 5.08/5/135B 4.5SN OR	160602	50
6	SL 5.08/6/135B 4.5SN OR	160603	50
7	SL 5.08/7/135B 4.5SN OR	160604	50
8	SL 5.08/8/135B 4.5SN OR	160605	50
9	SL 5.08/9/135B 4.5SN OR	160606	50
10	SL 5.08/10/135B 4.5SN OR	160607	50
11	SL 5.08/11/135B 4.5SN OR	160608	50
12	SL 5.08/12/135B 4.5SN OR	160609	50
13	SL 5.08/13/135B 4.5SN OR	160610	50
14	SL 5.08/14/135B 4.5SN OR	160611	50
15	SL 5.08/15/135B 4.5SN OR	160612	50
16	SL 5.08/16/135B 4.5SN OR	160613	50
17	SL 5.08/17/135B 4.5SN OR	160614	20
18	SL 5.08/18/135B 4.5SN OR	160615	20
19	SL 5.08/19/135B 4.5SN OR	160616	20
20	SL 5.08/20/135B 4.5SN OR	160617	20
21	SL 5.08/21/135B 4.5SN OR	160618	20
22	SL 5.08/22/135B 4.5SN OR	160619	20
23	SL 5.08/23/135B 4.5SN OR	160620	20
24	SL 5.08/24/135B 4.5SN OR	160621	20

*) Mounting bracket SL 135 BB15 see page 5/131

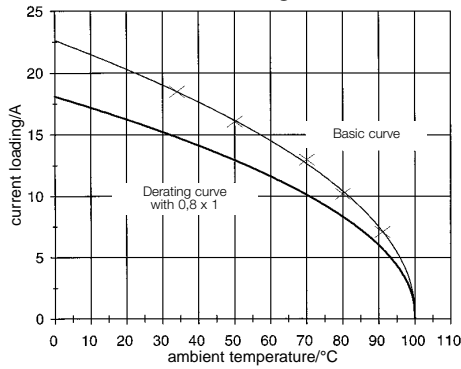
Accessories

Marking material, strain reliefs, coding elements, compartment dividing element see page 5/133

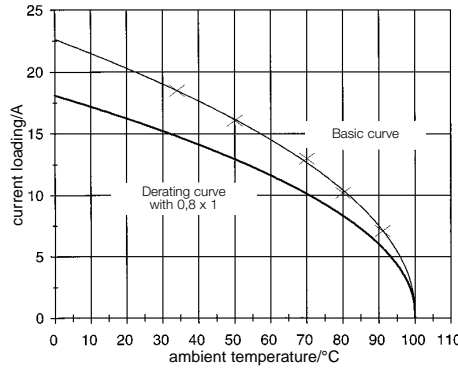
Cover hoods, locking latch, mounting bracket, floodlight indication see page 5/134

P.C.B. Connectors, imperial pitch
BLZ 5.08/SL 5.08 and BLZ 7.62/SL 7.62

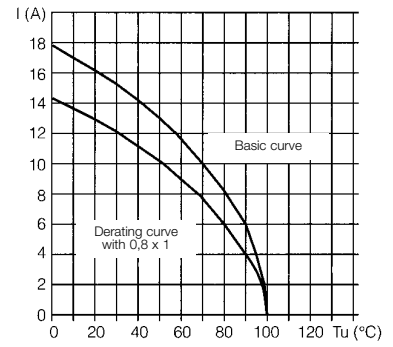
Technical data / derating curves



SLS 5.08/2 with BLZ 5.08/2
Conductor: H07V-K 2,5 mm²



SLS 5.08/24 with BLZ 5.08/24
Conductor: H07V-K 2,5 mm²



BLZ 5.08/24 with SL 5.08/24/90,
Conductor H07V-K 2,5 mm²

Technical data

Material data	BLZ 5.08/SL 5.08/SLS 5.08	BLZ 7.62/SL 7.62	BLZ 5.08/90, 270
Insulation	PBT	PBT	PBT
Colour	orange ¹⁾	orange ¹⁾	orange ¹⁾
Temperature range	-20...+100 °C	-20...+100 °C	-20...+100 °C
Flammability class	UL 94 (V0)	UL 94 (V0)	UL 94 (V0)
Basic contact material	CuSn	CuSn	CuSn
contact plating	tin-plated ²⁾	tin-plated ²⁾	tin-plated ²⁾
Characteristic system value			
Pitch	5,08 mm	7,62 mm	5,08 mm
Clearance	≥ 2,5 mm	≥ 4,5 mm	≥ 2,5 mm
Creepage path	≥ 4,0 mm	≥ 8,0 mm	≥ 4,0 mm
Polarisation connection	Screw connection/solder conn	Screw connection/solder conn	Screw connection
Solder pin length	3,2/4,5 mm	3,2/4,5 mm	
Mounting hole	ø 1,3 + 0,1 mm	ø 1,3 + 0,1 mm	
Insulation stripping length	7 mm	7 mm	7 mm
Clamping screw	M 2,5	M 2,5	M 2,5
Insulation resistance	≥ 10 MΩ	≥ 10 MΩ	≥ 10 MΩ
Through resistance	≤ 5,0 mΩ	≤ 5,0 mΩ	≤ 5,0 mΩ
Connectable conductors			
Max. clamping range	0,08...2,5 mm ²	0,08...2,5 mm ²	0,08...2,5 mm ²
solid H05(07)V-U	0,5...2,5 mm ²	0,5...2,5 mm ²	0,5...2,5 mm ²
flexible H05(07)V-K	0,5...2,5 mm ²	0,5...2,5 mm ²	0,5...2,5 mm ²
with ferrules			
to DIN 46228/1	0,5...2,5 mm ²	0,5...2,5 mm ²	0,5...2,5 mm ²
with plastic collar			
to DIN 46228/4	0,5...1,5 mm ²	0,5...1,5 mm ²	0,5...1,5 mm ²
AWG-conductor	28...14	28...14	28...14
Gauge pin to			
EN 60947-1/10.91 Dimension	A3	A3	A3
VDE rated data			
Rated cross-section	2,5 mm ²	2,5 mm ²	2,5 mm ²
Rated current	12 A ³⁾	15 A ³⁾	12 A ³⁾
Current-carrying capacity	see derating curves ⁴⁾	see derating curves ⁴⁾	see derating curves ⁴⁾
Reference voltage	250 V~ / 300 V~, group C	500 V~ / 600 V~, group C	250 V~ / 300 V~, group C
(to VDE 0110b 2.79)	380 V~ / 450 V~, group B	750 V~ / 900 V~, group B	380 V~ / 450 V~, group B
Test voltage	2,0 kV~	3,0 kV~	2,0 kV~
Rated torque	0,5 Nm	0,5 Nm	0,5 Nm
UL rated data			
Conductor sizes	22...12	22...12	22...12
Rated current	10 A	10 A	10 A
Rated voltage, industrial	300 V~	300 V~	300 V~
Tightening torque			
Screwdriver Type SD/SD ⁵⁾			
Approvals	List on request	List on request	List on request

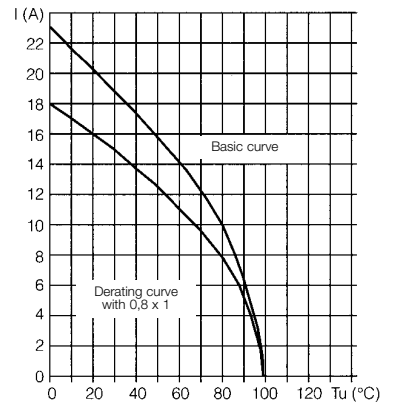
1) Other colours on request

2) Gold-plated on request

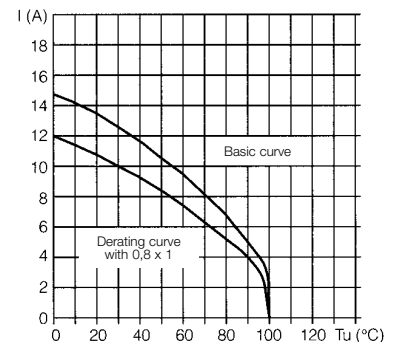
3) Based on 20°C ambient temperature, rated cross-section and maximum pole number

4) Additional derating curves on request

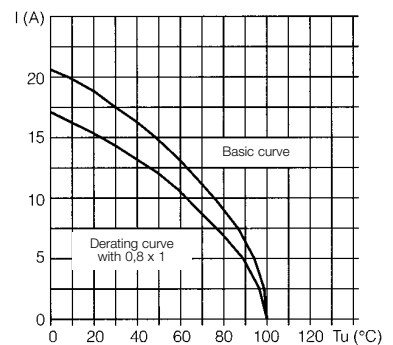
5) See section 9/tools for other versions



BLZ 5.08/2 with SL 5.08/2/90,
Conductor H07V-K 2,5 mm²



BLZ 5.08/16 with SL 5.08/16/135B,
Conductor H07V-K 1,5 mm²



BLZ 7.62/12 with SL 7.62/12/90,
Conductor H07V-K 2,5 mm²

P.C.B. Connectors, imperial pitch

BLZ 5.08/SL 5.08

Technical data/Derating curves

Technical data

Material data	BLT 5.08/SLT 5.08	BLC 5.08 / BLL 5.08	SLDF 5.08FL
Insulation	PBT	PBT	PBT
Colour	orange ¹⁾	orange ¹⁾	orange ¹⁾
Temperature range	-20...+100 °C	-20...+100 °C	-20...+100 °C
Flammability class	UL 94 (V0)	UL 94 (V0)	UL 94 (V0)
Basic contact material	CuSn	CuSn ³⁾	CuSn
contact plating	tin-plated ²⁾	tin-plated ²⁾³⁾	tin-plated ²⁾

Characteristic system value	BLT 5.08/SLT 5.08	BLC 5.08 / BLL 5.08	SLDF 5.08FL
Pitch	5,08 mm	5,08 mm	5,08 mm
Clearance	≥ 2,5 mm	≥ 2,5 mm	≥ 2,5 mm
Creepage path	≥ 4,0 mm	≥ 4,0 mm	≥ 4,0 mm
Polarisation connection	Screw connection	Crimp conn./solder connect.	Solder-conn./tab connection
Solder pin length		3,2/4,5 mm	
Mounting hole		1,3 +0,1	
Insulation stripping length	13 mm	4 mm ³⁾ / -	
Clamping screw	M 2,5		
Insulation resistance	≥ 10 ⁵ MΩ	≥ 10 ⁵ MΩ	≥ 10 ⁵ MΩ
Through resistance	≤ 5,0 mΩ	≤ 5,0 mΩ	≤ 7,5 mΩ

Connectable conductors	BLT 5.08/SLT 5.08	BLC 5.08 / BLL 5.08	SLDF 5.08FL
Max. clamping range	0,08...2,5 mm ²	0,22...2,5 mm ²⁾³⁾ / -	0,13...2,5 mm ^{2 6)}
solid H05(07)V-U	0,5...2,5 mm ²		0,13...2,5 mm ^{2 6)}
flexible H05(07)V-K	0,5...2,5 mm ²	0,22...2,5 mm ²⁾³⁾ / -	0,13...2,5 mm ^{2 6)}
with ferrules			
to DIN 46228/1	0,5...1,5 mm ²		
with plastic collar			
to DIN 46228/4	0,5...1,5 mm ²		
AWG-conductor	28...14	22...14 ³⁾ / -	26...14 ⁶⁾
Gauge pin to			
EN 60947-1/10.91 Dimension	A1		

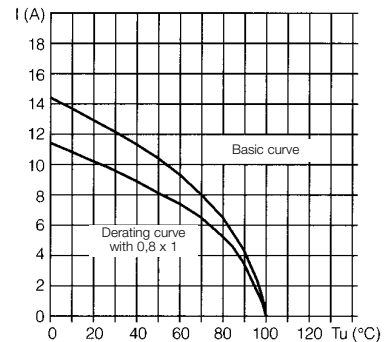
VDE rated data	BLT 5.08	SLT 5.08	BLC 5.08 / BLL 5.08	SLDF 5.08FL
Rated cross-section	1,5 mm ²		2,5 mm ²⁾ / -	1,0 mm ^{2 6)}
Rated current	10 A ⁴⁾		14 A ³⁾⁴⁾ / 10 ⁴⁾	8 A (Löt), 12 A (tab. conn.) ⁶⁾
Current-carrying capacity	see Derating curves ⁵⁾		see Derating curves ^{5) / 5)}	see Derating curves ⁵⁾
Reference voltage	250 V~ / 300 V~, group C		250 V~ / 300 V~, group C	250 V~ / 300 V~, group C
(to VDE 0110b 2.79)	380 V~ / 450 V~, group B		380 V~ / 450 V~, group B	380 V~ / 450 V~, group B
Test voltage	2,0 kV~		2,0 kV~ / 4,0 kV~	2,0 kV~
Rated torque	0,5 Nm			

UL rated data	BLT 5.08	SLT 5.08	BLC 5.08 / BLL 5.08	SLDF 5.08FL
Conductor sizes	22...12	22...12	22...14 / -	
Rated current	10 A	10 A	10 A	10 A
Rated voltage industrial	300 V~	300 V~	300 V~	300 V~

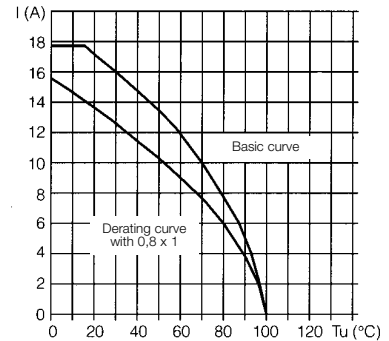
Tightening torque	BLT 5.08	SLT 5.08	BLC 5.08 / BLL 5.08	SLDF 5.08FL
Screwdriver Type SD/SDI ⁷⁾				

Approvals	BLT 5.08	SLT 5.08	BLC 5.08 / BLL 5.08	SLDF 5.08FL
	List on request	List on request	List on request	List on request

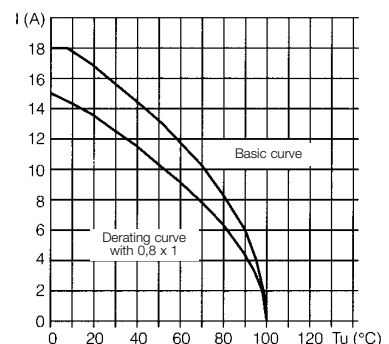
- 1) Other colours on request
- 2) Gold-plated on request
- 3) Depending on crimp contact used
- 4) Based on 20°C ambient temperature, rated cross-section and maximum pole number
- 5) Additional derating curves on request
- 6) Solid and flexible solder connections up to 2.5 mm² with insulation / shrink sleeving or 2.8 mm tab carriers with insulated sleeves acc to DIN IEC 760
- 7) See section 9/tools for other versions



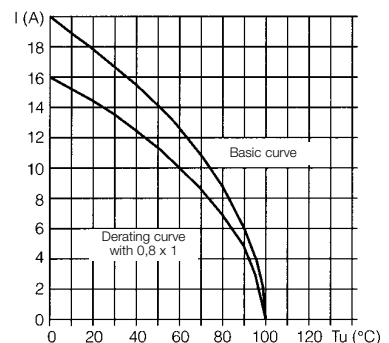
**BLT 5.08/20 with SL 5.08/20/90,
Conductor H07V-K 1,5 mm²**



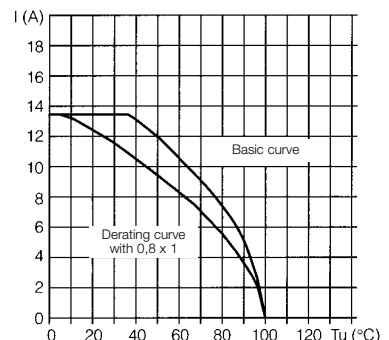
**SLT 5.08/10 with BLZ 5.08/10,
Conductor H07V-K 1,5 mm²**



**BLL 5.08/12/90 with SLT 5.08/12,
Conductor H07V-K 1,5 mm²**



**BLC 5.08/16R with SL 5.08/16/90,
Conductor H07V-K 2,5 mm²**



**SLDF 5.08/16FL with BLZ 5.08/16
and 2,8 mm tin-plated sleeve,
Conductor H05V-K 1,0 mm²**