

**Power Relay T9C AC coil**

- 1 pole 20 A, 1 NO contact
- 1.6 VA coil (cULus recognized)
- 1.2 VA coil (VDE approved)
- 2.5 kV coil - contact dielectric
- Flange mount

**Applications**

**HVAC, power supplies, domestic appliances, measurement & control**



F\_T9C-B

Approvals

VDE REG.-Nr. A876, cULus E58304  
 Technical data of approved types on request

**Contact data**

Contact configuration	1 CO contact / 1 NO contact
Contact set	single contact
Type of interruption	micro disconnection
Rated voltage / max. switching voltage AC	250 VAC / 250 VAC
Rated current NO / NC contact	20 A / 10 A (UL 508)
Maximum breaking capacity AC	5000 VA
Contact material	AgSnInO
Minimum contact load	> 1A, 5VDC / 12 VAC
Rated frequency of operation with / without load	6 / 300 min <sup>-1</sup>
Operate- / release time including bounce time	max. 15 / 15 ms

**Contact ratings**

Type	Contact	Load	Ambient temp. [°C]	Cycles
<b>UL 508</b>				
T9C	NO	30 A, 250 VAC, resistive	25°C	30x10 <sup>3</sup>
T9C	NO	15 A 240 VAC, general purpose	70°C	100x10 <sup>3</sup>
T9C	CO	20 A / 10 A 250 VAC, resistive	25°C	6x10 <sup>3</sup>
<b>IEC 61810</b>				
T9C, E coil	NO	15 A, 277 VAC, cosφ=1	85°C	100x10 <sup>3</sup>

**Coil data**

Rated coil voltage range AC coil	12...240 VAC
----------------------------------	--------------

**Coil versions, 1.2 VA AC-coil**

Coil code	Rated voltage VAC	Operate voltage VAC	Release voltage VAC	Coil resistance Ω	Rated coil power VA
12	12	9.6	3.6	52±10%	1.2
24	24	19.2	7.2	198±10%	1.2
48	48	38.4	14.4	824±10%	1.2
120	110	88.0	33.0	3728±10%	1.2
240	220	176.0	66.0	14810±10%	1.2

**Coil versions, 1.6 VA AC-coil**

Coil code	Rated voltage VAC	Operate voltage VAC	Release voltage VAC	Coil resistance Ω	Rated coil power VA
12	12	9.6	3.6	36±10%	1.6
24	24	19.2	7.2	144±10%	1.6
48	48	38.4	14.4	576±10%	1.6
120	110	88.0	33.0	3025±10%	1.6
240	220	176.0	66.0	12000±10%	1.6

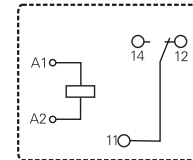
All figures are given for coil without preenergization, at ambient temperature +23°C  
 Other coil voltages on request

**Power Relay T9C AC coil (Continued)**

**Insulation**

Dielectric strength coil-contact circuit	2500 V <sub>rms</sub>
open contact circuit	1500 V <sub>rms</sub>
Clearance / creepage coil-contact circuit	≥ 2.5 / 4 mm; ≥ 3.1 / 6.3 mm (UL508)
Tracking index of relay base	175
Insulation to IEC 61810-1	
Type of insulation coil-contact circuit	basic
open contact circuit	micro disconnection
Rated insulation voltage	250 V
Pollution degree	2
Rated voltage system	277 V
Overvoltage category	II

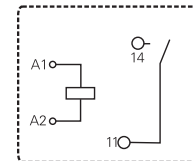
**Terminal assignment**



S0261-AI

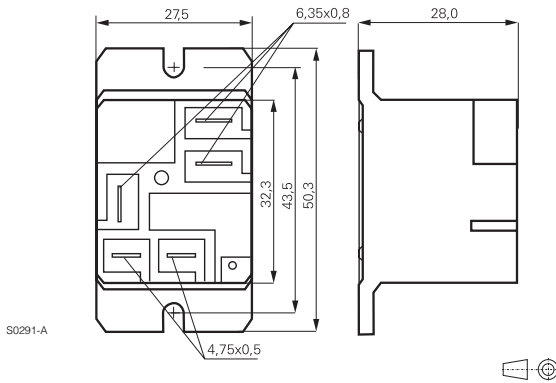
**Other data**

Mechanical endurance	typ. 5x10 <sup>6</sup> cycles
Material	
RoHS - Directive 2002/95/EC	compliant
Environment	
Ambient temperature range	-40...+70°C
Vibration resistance (function) NO / NC contact	1.5 mm, 10...55 Hz
Shock resistance (function) NO / NC contact	10 g for 11 ms
Shock resistance (destruction)	100 g for 6 ms
Category of protection	RT I - dust protected
Processing	
Relay weight	33 g
Packaging unit	250 pcs



S0261-AJ

**Dimensions**



S0291-A

