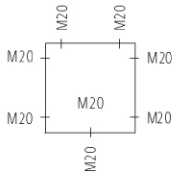


**Type**

**Abox 025**

80 x 80 x 52 mm



**Description**

IP 65 junction box complying with DIN VDE 0606,  $U_i=690$  V, with M20 self-sealing soft entry membranes, seal range 2-16 mm, cable range 1-4 mm<sup>2</sup>

**Abox 025 L – empty, grey**

895 - 902

3

**Abox 025 – 2.5<sup>2</sup>, grey,**

5-pole 1.5-4 mm<sup>2</sup> screw terminal  
(4 x 1.5<sup>2</sup> / 4 x 2.5<sup>2</sup> / 3 x 4<sup>2</sup>)

895 - 402

3

*Recommended accessories:*

IP 68 cable gland with lock-nut  
M 20 (seal range 6-12 mm)

227 420 01

50

M 20 IP 54 mini-conduit adapter, grey

233 455 01

240 / 20

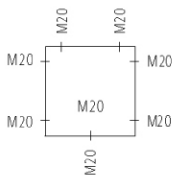
M 20 IP 54 mini-conduit adapter, white

233 655 01

240 / 20

**Abox 025 AB**

80 x 80 x 52 mm



IP 65 junction box complying with DIN VDE 0606,  $U_i=690$  V, with M20 self-sealing soft entry membranes, seal range 2-16 mm,

**with external fixing lugs**

**Abox 025 L – empty,**  
grey

895 - 903

3

**Abox 025 – 2.5<sup>2</sup>,**

grey, 5-pole 1.5-4 mm<sup>2</sup> screw terminal  
(4 x 1.5<sup>2</sup> / 4 x 2.5<sup>2</sup> / 3 x 4<sup>2</sup>)

895 - 403

3

*Recommended accessories:*

Set of lead seals

890 010 01

10

IP 68 cable gland with lock-nut  
M20 (seal range 6 - 12 mm)

227 420 01

50

M20 IP 54 mini-conduit adapter, grey

233 455 01

240 / 20

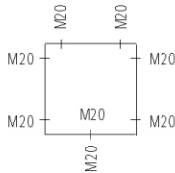
# ABOX SERIES - FLAT LID



## Type

### Abox 040

93 x 93 x 55 mm



## Description

IP 65 junction box complying with DIN VDE 0606,  $U_i=690$  V, with M20 self-sealing soft entry membranes, seal range 2-16 mm, cable range 1-4 mm<sup>2</sup>

### Abox 040 L – empty, grey

895 - 904

3

### Abox 040 – 4<sup>2</sup>, grey,

5-pole 1-4 mm<sup>2</sup> screw terminal  
(4 x 1.5<sup>2</sup> / 4 x 2.5<sup>2</sup> / 3 x 4<sup>2</sup>)

895 - 404

3

#### Recommended accessories:

IP 68 cable gland with lock-nut

227 420 01

50

M20 (seal range 6 - 12 mm)

227 421 01

30

M20 ( " 7 - 14 mm)

M 20 IP 54 mini-conduit adapter, grey

233 455 01

240 / 20

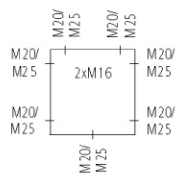
M 20 IP 54 mini-conduit adapter, white

233 655 01

240 / 20

### Abox 060

110 x 110 x 67 mm



IP 65 junction box complying with DIN VDE 0606,  $U_i=690$  V, with IP 54 extension pieces and M25 locking seals, seal range 9-18.5 mm

### Abox 060 L – empty,

grey

895 - 906

2

### Abox 060 – 6<sup>2</sup>,

grey, 5-pole 6 mm<sup>2</sup> high-set screw terminal  
(4 x 2.5<sup>2</sup> / 4 x 4<sup>2</sup> / 3 x 6<sup>2</sup>)

895 - 406

2

#### Recommended accessories:

Set of lead seals

890 010 01

10

IP 68 cable gland with lock-nut

227 420 01

50

M20 (seal range 6 - 12 mm)

227 421 01

30

M20 ( " 7 - 14 mm)

227 425 01

25

M25 ( " 7 - 16 mm)

IP 66 double membrane spouts

260 420 01

600 / 50

M20 (seal range 7 - 12 mm)

260 425 01

600 / 50

M25 ( " 9 - 16 mm)

NS 35 DIN rail

81 mm

198 081 01

1

Mounting plate from insulating material

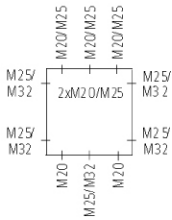
83 x 83 mm

895 006 01

1

**Type**

**Abox 100**  
140 x 140 x 79 mm



**Description**

IP 65 junction box complying with DIN VDE 0606,  $U_i=690$  V, with IP 54 extension pieces and M32 locking seals, seal range 11- 23 mm

**Abox 100 L – empty,**  
grey

**Abox 100 – 10<sup>2</sup>,**  
grey, 5-pole 10 mm<sup>2</sup> high-set screw terminal  
(4 x 4<sup>2</sup> / 4 x 6<sup>2</sup> / 4 x 10<sup>2</sup>)

*Recommended accessories:*  
Set of lead seals

IP 68 cable gland with lock-nut  
M20 (seal range 6 - 12 mm)  
M20 ( " 7 - 14 mm)  
M25 ( " 7 - 16 mm)  
M32 ( " 11 - 21 mm)

IP 66 double membrane spouts  
M25 (seal range 9 - 16 mm)  
M32 ( " 14 - 21 mm)

NS 35 DIN rail 106 mm  
Mounting plate from insulating material 109 x 109 mm

**Order N°**

**Packing Qty**

895 - 910

2

895 - 410

2

890 010 01

10

227 420 01

50

227 421 01

30

227 425 01

25

227 432 01

10

260 425 01

600 / 50

260 432 01

300 / 25

198 106 01

1

895 010 01

1