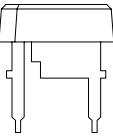


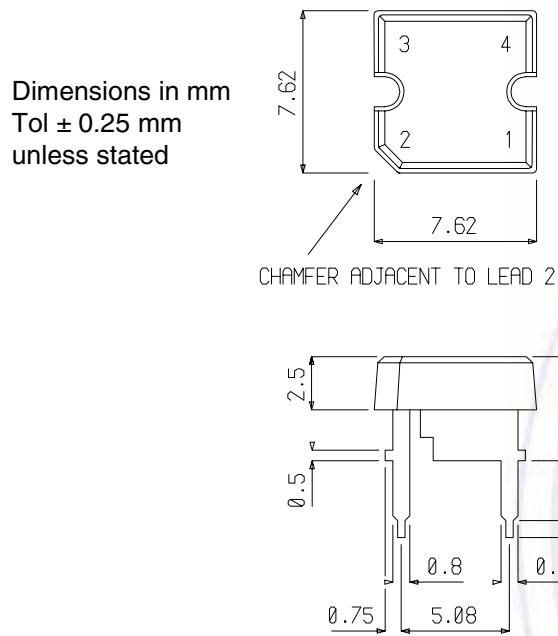
- Features:
- Ultra wide angle
 - Water clear epoxy
 - 4 leads with stand off as standard
 - Low thermal resistance copper leadframe

Electro / Optical Characteristics $I_F = 20 \text{ mA}$ $T_a = 25^\circ \text{ C}$

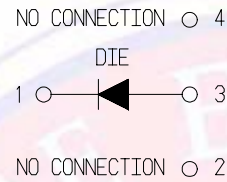
Intensity $T_a = 25^\circ \text{ C}$

Lamp Package	Part Number	Emitting Colour	Epoxy Type	Die Material	Wavelength		Forward Voltage V_F		Luminous intensity I_V		Viewing \angle 20 $\frac{1}{2}$
					Peak λ_p	Dominant λ_d	typical	max	typical	@ I_F	
	FCL-PH115R2110WCCI	Red	WC	AlGaInP	632	624	2.10	2.50	390	50	115
	FCL-PH115R2112WCCI	Red	WC	AlGaInP	632	624	2.10	2.50	540	50	115
	FCL-PH115O0810WCCI	Orange	WC	AlGaInP	621	615	2.10	2.40	290	50	115
	FCL-PH115O0812WCCI	Orange	WC	AlGaInP	621	615	2.10	2.40	400	50	115
	FCL-PH115Y1510WCCI	Yellow	WC	AlGaInP	591	589	2.10	2.50	390	50	115
	FCL-PH115Y1512WCCI	Yellow	WC	AlGaInP	591	589	2.10	2.50	540	50	115
	FCL-PH115G16WCCI	Green	WC	InGaN/SiC	518	527	3.85	4.00	480	35	115
	FCL-PH115G11WCCI	Green	WC	InGaN/SiC	502	505	3.80	4.00	480	35	115
	FCL-PH115B07WCCI	Blue	WC	InGaN/SiC	488	490	3.70	4.20	180	35	115
	FCL-PH115B12WCCI	Blue	WC	InGaN/SiC	468	470	3.75	4.00	165	35	115
	FCL-PH115B17WCCI	Blue	WC	InGaN/SiC	-	470 \pm 5	3.50	3.80	220	35	115
	FCL-PH115B11WCCI	Blue	WC	InGaN/SiC	458	460	3.75	4.00	120	35	115
	FCL-PH115B15WCCI	Blue	WC	InGaN/SiC	-	460 \pm 5	3.50	3.80	150	35	115
7.6 x 7.6 mm	Units				nm		V		mcd	mA	deg

Package Outline

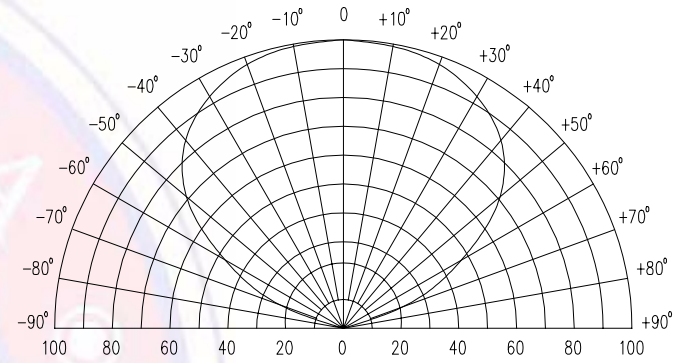


Connection Diagram



Radiation Diagram

$T_a = 25^\circ\text{C}$



Relative angular intensity

Maximum Ratings $T_a = 25^\circ\text{C}$ (Derate above 25°C)

Characteristic	Condition	Symbol	Rating	Units
Pulse Forward Current	0.1 duty cycle @ 1KHz	I_{FP}	100	mA
DC Forward Current		I_F	50	mA
Reverse Voltage	$I_R = 10 \mu\text{A}$	V_R	10	V
Pulse Forward Current	0.1 duty cycle @ 1KHz	I_{FP}	100	mA
DC Forward Current		I_F	35	mA
Reverse Voltage	$I_R = 10 \mu\text{A}$	V_R	5	V
Operating Temperature		T_{opr}	- 20 to + 80	$^\circ\text{C}$
Storage Temperature		T_{stg}	- 20 to + 100	$^\circ\text{C}$
Lead soldering temperature	1.6 mm from body - max. 3 seconds		240	$^\circ\text{C}$

Note:

Industry standard procedures regarding static must be observed when handling product with InGaN/SiC die.



WARNING

This range of LEDs is produced with die having a high radiant flux. Care must be taken when viewing the product at close range as the light may be intense enough to cause damage to the human eye.