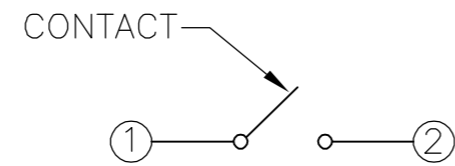
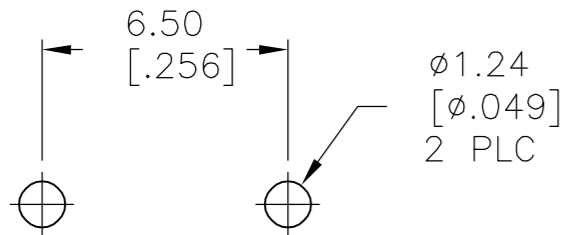
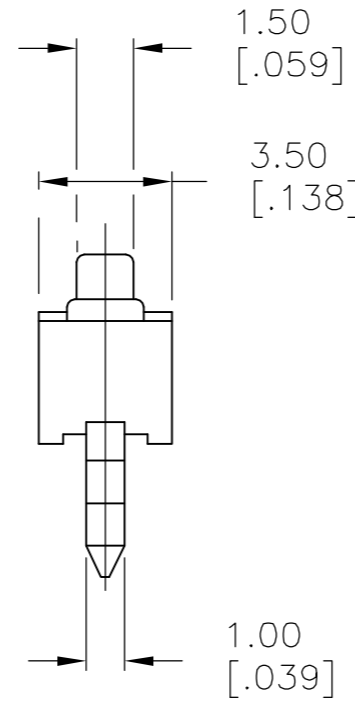
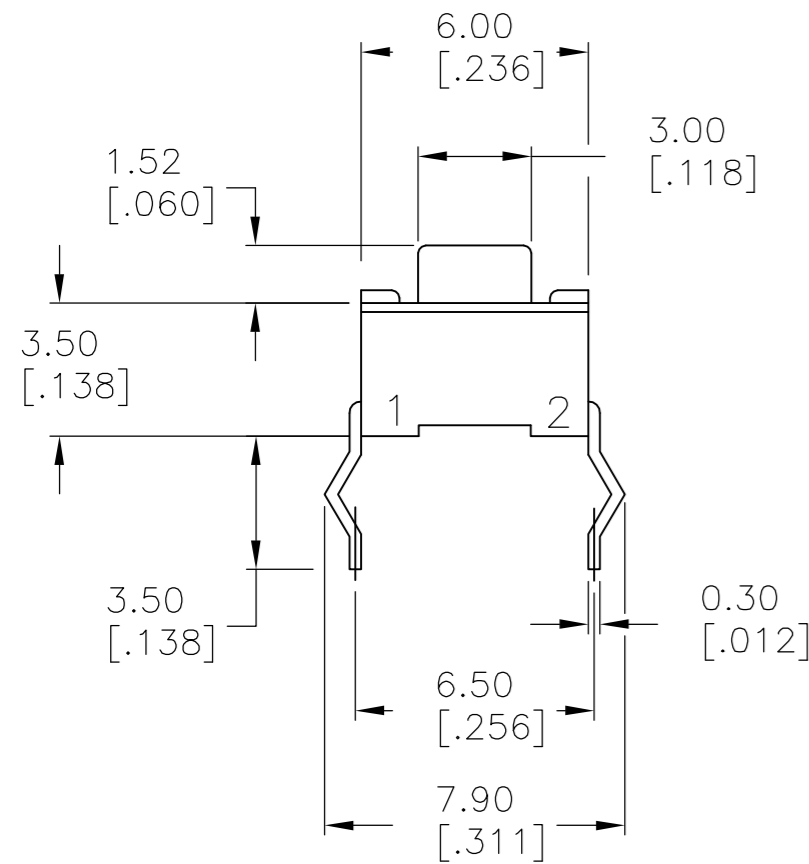
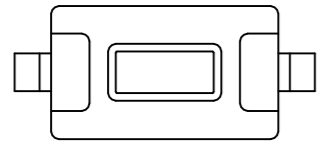


THIS DRAWING IS UNPUBLISHED. RELEASED FOR PUBLICATION
 © COPYRIGHT BY TYCO ELECTRONICS CORPORATION. ALL RIGHTS RESERVED.

Loc		DIST		REVISIONS			
P	LTR	DESCRIPTION	DATE	DWN	APVD		
A		ECO-07-001263	12FEB2007	RB	MS		



SPECIFICATIONS:

Materials:
 Case, Nylon 66, UL94HB, Black finish
 Cover, Stainless Steel
 Actuator, PBT UL94HB, Natural
 Moving contact, Copper Alloy, Silver finish
 Fixed contact/Terminal, Copper Alloy, Silver over Nickel finish

Electrical:
 Max Contact Rating, 50mA@ 24V DC, Per EIA-448, Method 6
 Min Contact Rating, 10microamp@1V DC
 Initial Contact resistance, 50 milliohms max, Per EIA-364-23B, each position
 Insulation Resistance, 1000 Megohm min. Per EIA-364-21C each position
 Dielectric strength, 500 V AC for 1 minute, Per EIA-364-20B, Condition 1, each position.
 Life Expectancy, 100,000 cycles

Mechanical:
 Actuation force, SEE P/N TABLE
 Actuation Travel, .25 +.20/-.10 mm
 Life Expectancy, 100,000 cycles min (2 cycles per second and 150% actuation force),
 Per EIA-448 Methods 8 and 9
 Vibration, Per EIA 364-28D, Condition VII, Level E
 Mechanical Shock, Per EIA-364-27C, Condition A

Environmental:
 Operating Temperature, -35 to +85 degrees C, Per EIA-448, Method 10
 Storage Temperature, -35 to +85 degrees C
 Humidity and Temperature Cycling Per EIA-364-31B, Method III
 Thermal Shock, Per EIA-364-32C, -35 to +85 degrees C
 Solderability, Per EIA-364-52, Class 2, Category 1, Temp, 245 degrees C max,
 Time, 2.5 seconds max, 95% Minimum coverage
 Resistance to Solder Heat, Per 109-202, Condition B
 1. No change in initial electrical and mechanical characteristics

RECOMMENDED HOLE LAYOUT

TOLERANCE ±0.05[.002]
 UNLESS OTHERWISE NOTED

CIRCUIT DIAGRAM

NOTE: TERMINAL NUMBERS
 ARE FOR REFERENCE ONLY
 AND DO NOT APPEAR ON
 SWITCHES.

NOTES:

- ALL MATERAILS AND FINISHES SHALL COMPLY WITH EU DIRECTIVE 2002/95/EC OF 27JAN2003(ROHS).

130±50GF	FSMH	1825965-1
ACTUATION FORCE	ALCO PART NUMBER	TYCO PART NUMBER

THIS DRAWING IS A CONTROLLED DOCUMENT.		DWN R BROWN 12FEB2007	Tyco Electronics Corporation Harrisburg, PA 17105-3608	
DIMENSIONS: mm [INCHES]		CHK M SARVER 12FEB2007		
TOLERANCES UNLESS OTHERWISE SPECIFIED:		APVD M SARVER 12FEB2007	NAME TACT SWITCH, 3.5 x 6.0 x 5.0mm, HIGH TEMP, FSMH	
0 PLC ± -		PRODUCT SPEC	SIZE A2	
1 PLC ± -		APPLICATION SPEC	CAGE CODE 00779	
2 PLC ± 0.30[.012]			DRAWING NO C=1825965	
3 PLC ± -			RESTRICTED TO	
4 PLC ± -				
ANGLES ± -		WEIGHT -		
FINISH -		CUSTOMER DRAWING	SCALE 5:1 SHEET 1 of 1 REV A	

1825965