



MOTOR PROTECTION, START.PKZM0

Part no. PKZM0-25

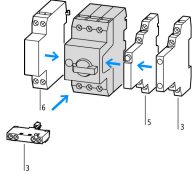
Article no. 046989



Delivery programme

Connection technique			Screw terminals
220 – 240 V			
AC-3			
220 V 230 V 240 V	P	kW	5.5
380 V 400 V 415 V	P	kW	12.5
440 V	P	kW	12.5
500 V	P	kW	15
660 V 690 V	P	kW	22
Rated uninterrupted current	I_u	A	25
Setting range			
Overload releases	I_r	A	20 ... 25
Short-circuit releases	I_{rm}	A	

Notes



Accessories

- 3 Standard auxiliary contact # 072896
- 5 Trip-indicating auxiliary contact # 072898
- 6 Shunt release, undervoltage release # 073187
- Single-phasing sensitivity to IEC/EN 60947-4-1
- Can be snap-fitted to IEC/EN 60715 top-hat rail with 7.5 or 15 mm height # 266164



PTB 02 ATEX 3151, see manual

General

Standards			IEC/EN 60947, VDE 0660, UL 508, CSA C 22.2 No. 14
Climatic proofing			Damp heat, constant, to IEC 60068-2-78 Damp heat, cyclic, to IEC 60068-2-30
Ambient temperature		°C	
Storage		°C	– 25 - 80
Open		°C	– 25 ... 55
Enclosed		°C	- 25 ... 40
Mounting position			
Mounting position			
Direction of incoming supply			As required
Degree of protection			

Device			IP 20
Terminations			IP00
Protection against direct contact			Finger and back-of-hand proof
Mechanical shock resistance half-sinusoidal shock 10 ms to IEC 60068-2-27		g	25
Altitude		m	2000
Terminal capacity screw terminals		mm ²	
Solid		mm ²	1 × (1 – 6) 2 × (1 – 6)
Flexible with ferrule to DIN 46228		mm ²	1 × (1 – 6) 2 × (1 – 6)
Solid or stranded		AWG	18 – 10
Terminal capacity springloaded terminals			
Solid		mm ²	1 × (1...2.5) 2 × (1...2.5)
Flexible with ferrule to DIN 46228		mm ²	1 × (1...2.5) 2 × (1...2.5)
Solid or stranded		AWG	18...14
Specified tightening torque for terminal screws			
Main cable		Nm	1.7
Control circuit cables		Nm	1

Main conducting paths

Rated impulse withstand voltage	U_{imp}	V AC	6000
Overvoltage category/pollution degree			III/3
Rated operational voltage	U_e	V AC	690
Rated uninterrupted current = rated operational current	$I_u = I_e$	A	32 or current setting of the overcurrent release
Rated frequency		Hz	40 – 60
Current heat loss (3 pole at operating temperature)		W	6
Lifespan, mechanical	Operations	$\times 10^6$	0.1
Lifespan, electrical (AC-3 at 400 V)	Operations	$\times 10^6$	0.1
Maximum operating frequency		Ops./h	
Max. operating frequency		Ops/h	40
Short-circuit rating			
AC			
DC			# Engineering
Short-circuit rating		kA	40
Short-circuit rating			60 (up to PKZM0-16) 40 (PKZM0-20 to PKZM0-32)
Motor switching capacity		kA _{rms}	
AC-3 (up to 690 V)		A	32
DC-5 (up to 250 V)		A	25 (3 contacts in series)

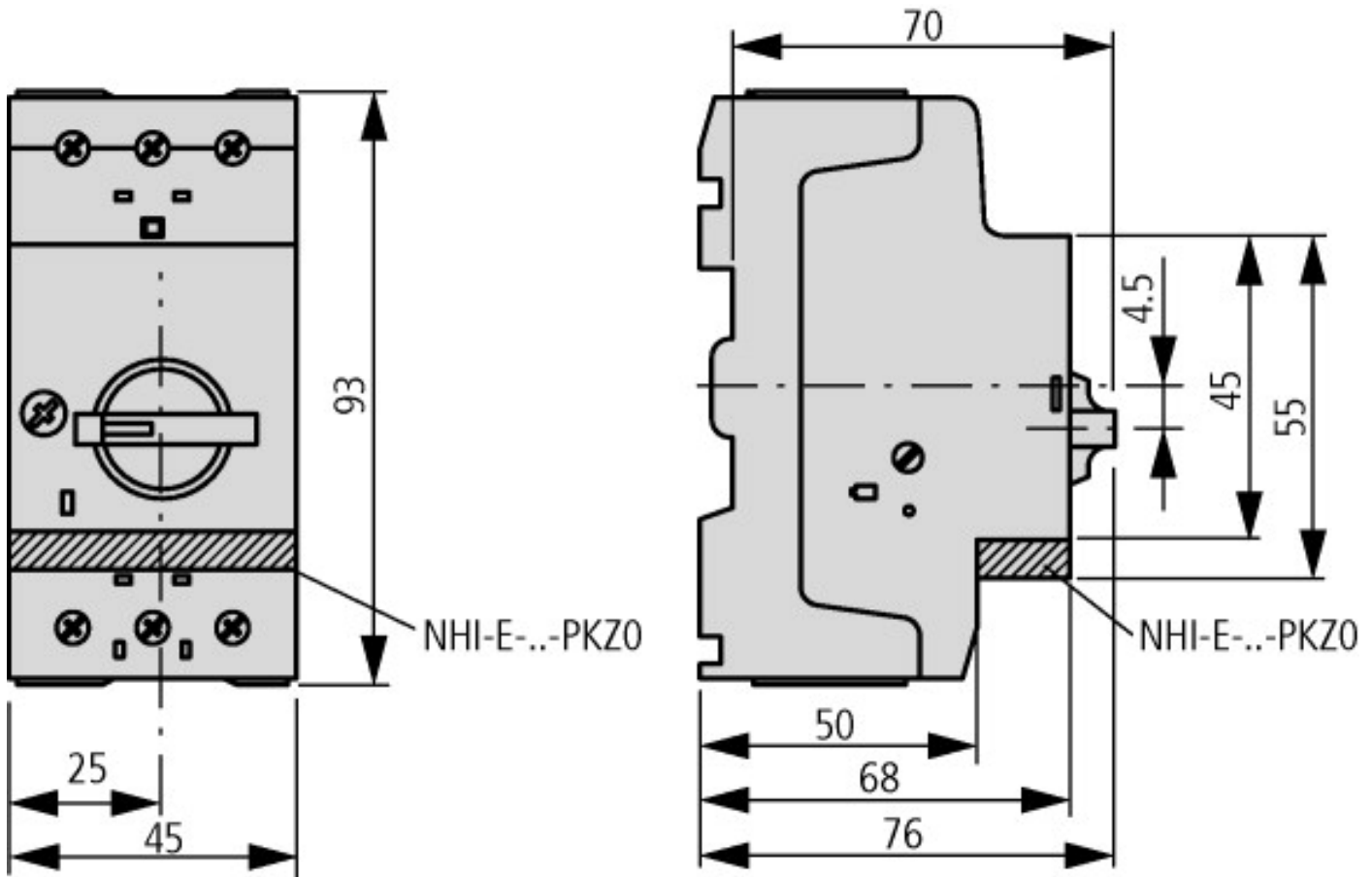
Trip blocks

Temperature compensation			
to IEC/EN 60947, VDE 0660		°C	– 5 ... 40
Operating range		°C	– 25 ... 55
Temperature compensation residual error for T > 40 °C		%/K	\leq 0.25
Setting range of overload releases		$\times I_u$	0.6 – 1
Short-circuit release fixed		$\times I_u$	14
Short-circuit release tolerance		%	± 20
Phase-failure sensitivity			IEC/EN 60947-4-1, VDE 0660 Part 102

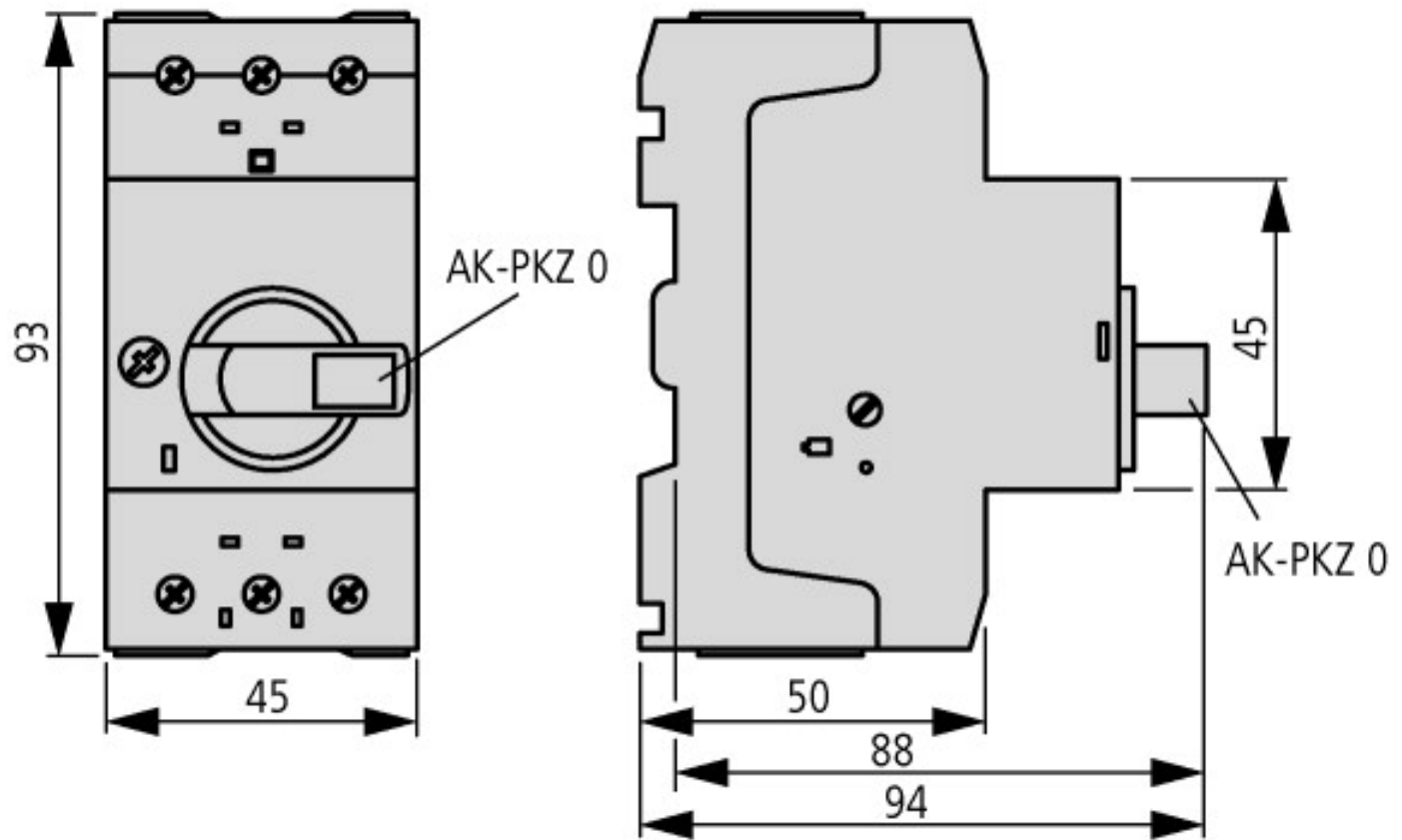


Motor-protective circuit-breaker tripping characteristic (high-capacity) compact starter, PKZM0-...T (not for PKM0-...), PKZM01

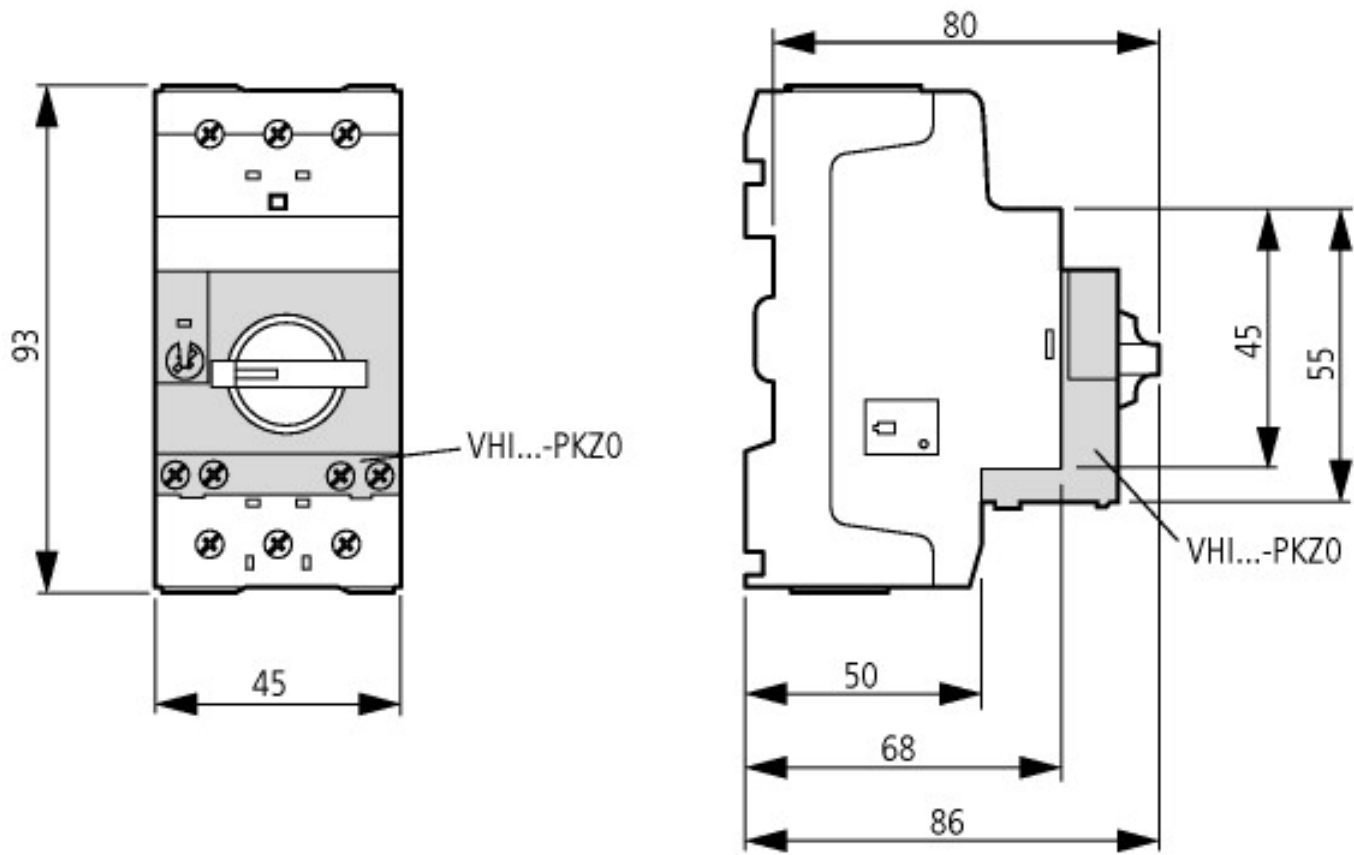
Dimensions



Motor-protective circuit-breaker with standard auxiliary contact
 PKZM0-...(+NHI-E-..-PKZ0)
 PKZM0-...-T(+NHI-E-..-PKZ0)
 PKM0-...(+NHI-E-..-PKZ0)



Motor-protective circuit-breakers with lockable rotary handles
 PKZM0-...+AK-PKZ0



Motor-protective circuit-breakers with early-make auxiliary contacts
 PKZM0-...+VHI-...-PKZO