


## Wirewound Resistors, Precision Power, Surface Mount



### FEATURES

- All welded construction
- Molded encapsulation
- Wrap around terminations
- Solderable termination
- Excellent stability at different environmental conditions
- High power ratings
- Superior surge capability
- Available in non-inductive styles with Aryton-Perry winding (WSN in lieu of WSC, maximum resistance is one-half WSC range)
- Lead (Pb)-Free version is RoHS Compliant



**RoHS\***  
COMPLIANT

STANDARD ELECTRICAL SPECIFICATIONS						
GLOBAL MODEL	HISTORICAL MODEL	SIZE INCH	POWER RATING P <sub>70°C</sub> W	TOLERANCE ±%	RESISTANCE RANGE Ω	ENCAPSULATION
WSC01/2	WSC-1/2	2012	0.5	0.5, 1, 5	0.1 - 4.99	Epoxy
WSC0001	WSC-1	2515	1.0	0.5, 1, 5	0.1 - 2.77k	Epoxy
WSC2515	WSC2515	2515	1.0	0.5, 1, 5	0.1 - 2.77k	Thermoplastic
WSC0002	WSC-2	4527	2.0	0.5, 1, 5	0.1 - 4.92k	Epoxy
WSC4527	WSC4527	4527	2.0	0.5, 1, 5	0.1 - 4.92k	Thermoplastic
WSC6927	WSC6927	6927	3.0	0.5, 1, 5	0.1 - 8k	Thermoplastic

• Part Marking: 1/2W - DALE, Value; 1W - Model, Value, Tolerance, Date Code; 2W & 3W - DALE, Model, Value, Tolerance, Date Code.

TECHNICAL SPECIFICATIONS						
PARAMETER	UNIT	WSC01/2	WSC0001	WSC2515	WSC0002	WSC4527/WSC6927
Temperature Coefficient	ppm/°C	0.1Ω - 0.99Ω = ± 90 1.0Ω - 4.99Ω = ± 50	0.1Ω - 0.99Ω = ± 90 1.0Ω - 26.5Ω = ± 50 26.51Ω and above = ± 20	0.1Ω - 0.99Ω = ± 90 1.0Ω - 26.5Ω = ± 50 26.51Ω and above = ± 20	0.1Ω - 0.99Ω = ± 90 1.0Ω - 9.9Ω = ± 50 10.0Ω and above = ± 20	0.1Ω - 0.3Ω = ± 150 0.31Ω - 0.99Ω = ± 90 1.0Ω - 9.9Ω = ± 50 10Ω and above = ± 20
Dielectric Withstanding Voltage	V <sub>AC</sub>	> 500	> 500	> 500	> 500	> 500
Insulation Resistance	Ω	> 10 <sup>9</sup>	> 10 <sup>9</sup>	> 10 <sup>9</sup>	> 10 <sup>9</sup>	> 10 <sup>9</sup>
Operating Temperature Range	°C	- 65/+ 175	- 65/ + 175	- 65/ + 275	- 65/ + 175	- 65/ + 275
Maximum Working Voltage	V	(P x R) <sup>1/2</sup>	(P x R) <sup>1/2</sup>	(P x R) <sup>1/2</sup>	(P x R) <sup>1/2</sup>	(P x R) <sup>1/2</sup>
Weight/1000 pieces (typical)	g	90	165	165	760	760 / 1675

### GLOBAL PART NUMBER INFORMATION

New Global Part Numbering: **WSC2515R7000FTA8** (preferred part numbering format)

W	S	C	2	5	1	5	R	7	0	0	0	F	T	A	8	
GLOBAL MODEL <b>WSC</b> WSN		SIZE 01/2 0001 2515 0002 4527 6927	VALUE R = decimal K = thousand 54R15 = 54.15Ω 1K500 = 1.5KΩ		TOLERANCE D = ± 0.5% F = ± 1.0% G = ± 2.0% H = ± 3.0% J = ± 5.0% K = ± 10%		PACKAGING EA = Lead Free, tape/reel EK = Lead Free, bulk TA = Tin/Lead, Tape/reel (R86) BA = Tin/Lead, bulk (B43)			SPECIAL (Dash Number) (up to 2 digits) From 1-99 as applicable						

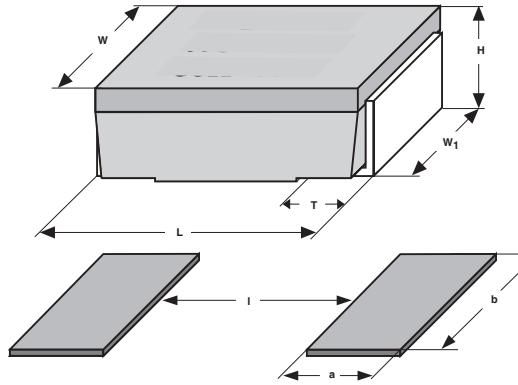
Historical Part Number example: **WSC2515-8 0.7Ω 1% R86** (will continue to be accepted)

W	S	C	2	5	1	5	R	7	0	0	0	F	T	A	8
WCS2515-8							0.7Ω		1%		R86				
HISTORICAL MODEL							RESISTANCE VALUE		TOLERANCE CODE		PACKAGING				

\* Pb containing terminations are not RoHS compliant, exemptions may apply

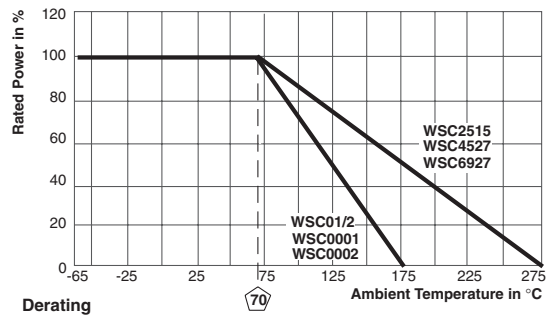
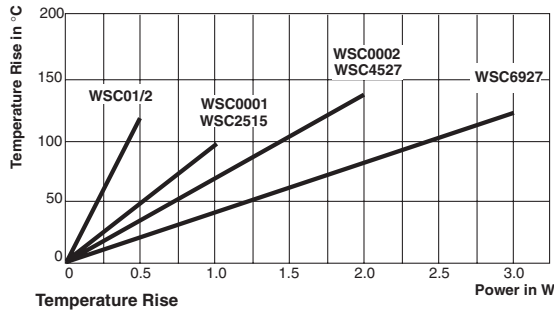


**DIMENSIONS**



MODEL	DIMENSIONS in inches [millimeters]				
	L	H	T	W	W <sub>1</sub>
WSC01/2	0.200 ± 0.020 [5.08 ± 0.508]	0.096 ± 0.015 [2.44 ± 0.381]	0.040 ± 0.010 [1.02 ± 0.254]	0.125 ± 0.005 [3.18 ± 0.127]	0.050 ± 0.010 [1.27 ± 0.254]
WSC0001	0.250 ± 0.020 [6.35 ± 0.508]	0.110 ± 0.015 [2.79 ± 0.381]	0.045 ± 0.010 [1.14 ± 0.254]	0.150 ± 0.005 [3.81 ± 0.127]	0.098 ± 0.005 [2.49 ± 0.127]
WSC2515	0.250 ± 0.020 [6.35 ± 0.508]	0.110 ± 0.015 [2.79 ± 0.381]	0.045 ± 0.010 [1.14 ± 0.254]	0.150 ± 0.005 [3.81 ± 0.127]	0.098 ± 0.005 [2.49 ± 0.127]
WSC0002	0.445 ± 0.032 [11.30 ± 0.813]	0.162 ± 0.015 [4.11 ± 0.381]	0.100 ± 0.010 [2.54 ± 0.254]	0.275 ± 0.005 [6.98 ± 0.127]	0.215 ± 0.005 [5.46 ± 0.127]
WSC4527	0.455 ± 0.020 [11.56 ± 0.508]	0.167 ± 0.010 [4.24 ± 0.254]	0.100 ± 0.010 [2.54 ± 0.254]	0.275 ± 0.005 [6.98 ± 0.127]	0.215 ± 0.005 [5.46 ± 0.127]
WSC6927	0.690 ± 0.032 [17.53 ± 0.813]	0.280 ± 0.015 [7.11 ± 0.381]	0.100 ± 0.010 [2.54 ± 0.254]	0.275 ± 0.005 [6.98 ± 0.127]	0.215 ± 0.015 [5.46 ± 0.381]

MODEL	SOLDER PAD DIMENSIONS in inches [millimeters]		
	a	b	l
WSC01/2	0.085 [2.16]	0.070 [1.78]	0.080 [2.03]
WSC0001	0.090 [2.29]	0.115 [2.92]	0.120 [3.05]
WSC2515	0.090 [2.29]	0.115 [2.92]	0.120 [3.05]
WSC0002	0.155 [3.94]	0.230 [5.84]	0.205 [5.21]
WSC4527	0.155 [3.94]	0.230 [5.84]	0.205 [5.21]
WSC6927	0.155 [3.94]	0.235 [5.97]	0.470 [11.94]



PERFORMANCE		
TEST	CONDITIONS OF TEST	TEST LIMITS
Thermal Shock	- 55°C to + 150°C, 1000 cycles, 15 minutes at each extreme	± (0.5% + 0.05Ω) ΔR
Short Time Overload	5 x rated power for 5 seconds	± (0.2% + 0.05Ω) ΔR
Low Temperature Storage	- 65°C for 24 hours	± (0.2% + 0.05Ω) ΔR
High Temperature Exposure	1000 hours at + 275°C (+ 175°C for WSC01/2, WSC0001 and WSC0002)	± (0.5% + 0.05Ω) ΔR
Bias Humidity	+ 85°C, 85% RH, 10% Bias, 1000 hours	± (0.2% + 0.05Ω) ΔR
Mechanical Shock	100g's for 11 milliseconds, 5 pulses	± (0.1% + 0.05Ω) ΔR
Vibration	Frequency varied 10 to 500Hz in one minute, 3 directions, 9 hours	± (0.1% + 0.05Ω) ΔR
Load Life	1000 hours at rated power, + 70°C, 1.5 hours "ON", 0.5 hours "OFF"	± (1.0% + 0.05Ω) ΔR
Resistance to Solder Heat	+ 260°C Solder, 10 -12 second dwell, 25mm/second emergence	± (0.5% + 0.05Ω) ΔR

PACKAGING				
MODEL	REEL			
	TAPE WIDTH	DIAMETER	PIECES/REEL	CODE
WSC01/2	12mm/Embossed Plastic	330mm/13"	2000	EA/TA
WSC0001/WSC2515	16mm/Embossed Plastic	330mm/13"	2000	EA/TA
WSC0002/WSC4527	24mm/Embossed Plastic	330mm/13"	1200	EA/TA
WSC6927	32mm/Embossed Plastic	330mm/13"	725	EA/TA

Embossed Carrier Tape per EIA-481-1, 2, 3



## Notice

Specifications of the products displayed herein are subject to change without notice. Vishay Intertechnology, Inc., or anyone on its behalf, assumes no responsibility or liability for any errors or inaccuracies.

Information contained herein is intended to provide a product description only. No license, express or implied, by estoppel or otherwise, to any intellectual property rights is granted by this document. Except as provided in Vishay's terms and conditions of sale for such products, Vishay assumes no liability whatsoever, and disclaims any express or implied warranty, relating to sale and/or use of Vishay products including liability or warranties relating to fitness for a particular purpose, merchantability, or infringement of any patent, copyright, or other intellectual property right.

The products shown herein are not designed for use in medical, life-saving, or life-sustaining applications. Customers using or selling these products for use in such applications do so at their own risk and agree to fully indemnify Vishay for any damages resulting from such improper use or sale.