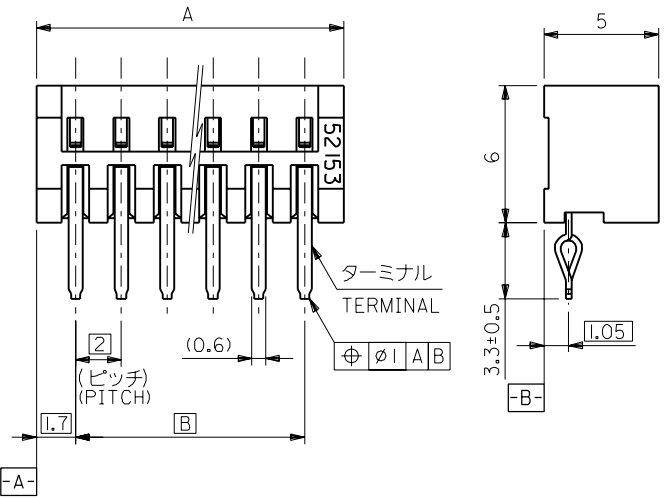
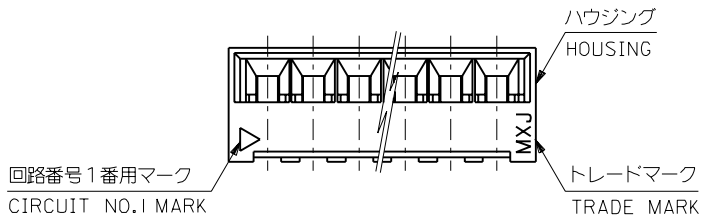
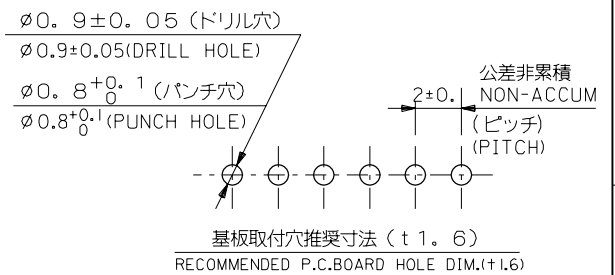
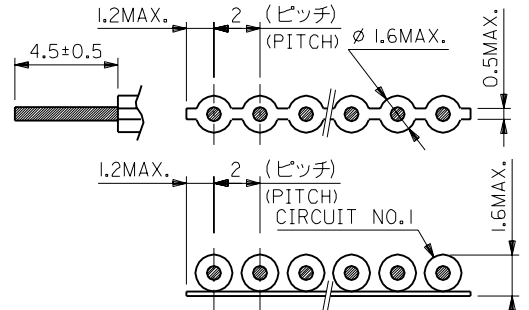
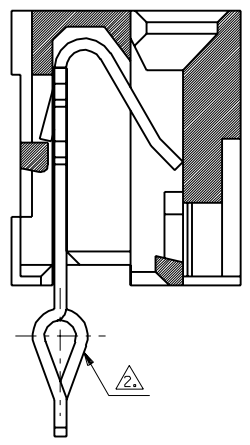


DWG. NO. SD-52153-***10



注記) NOTES

1. 使用材料 MATERIAL
ハウジング: PBT (ガラス繊維入)、UL94V-0 (白)
HOUSING: PBT (GLASS FILLED), UL94V-0 (WHITE)
ターミナル: リン青銅、錫メッキ (±0.25)
TERMINAL: PHOS-BRO. TIN PLATED (±0.25)
△ 2極のみキック無しとする。
NO KINK APPLIED FOR 2 CKTS ONLY



28	31.4	52153-1510	15
26	29.4	-1410	14
24	27.4	-1310	13
22	25.4	-1210	12
20	23.4	-1110	11
18	21.4	-1010	10
16	19.4	-0910	9
14	17.4	-0810	8
12	15.4	-0710	7
10	13.4	-0610	6
8	11.4	-0510	5
6	9.4	-0410	4
4	7.4	-0310	3
2	5.4	52153-0210	2
B	A	MATERIAL NO.	CIRCUIT

DO NOT SCALE DRAWING

EC NO. DRWN: CHK: APPR:	EC NO. DRWN: CHK: APPR:	EC NO. DRWN: CHK: APPR:	EC NO. DRWN: CHK: APPR:	REDRAWN EC NO. JC2000-0651 DRWN: K.KOHAMA 00/4/4 CHK: S.KUNISHI 00/4/4 APPR: M.FUKUSHIMA 00/4/4	MATERIAL 材料 注記参照 SEE NOTES	GENERAL TOLERANCES: (UNLESS SPECIFIED) 一般公差 10 UNDER 未満 ±0.2 10 OVER 以上 30 UNDER 未満 ±0.25 30 OVER 以上 ±0.3	SCALE 5:1 DESIGN UNITS <input checked="" type="checkbox"/> mm <input type="checkbox"/> INCH	THIRD ANGLE PROJECTION <input type="checkbox"/> mm <input type="checkbox"/> INCH <input checked="" type="checkbox"/> mm ONLY	SHT REV	REVISE ON CAD ONLY	DRAWN BY & DATE K.KOHAMA 00/4/4	CHECKED BY & DATE S.KUNISHI 007/4/4	APPROVED BY & DATE M.FUKUSHIMA 007/4/4	TITLE: 2.0 WIRE TRAP BOARD IN TYPE(ST.)	MATERIAL NO. 52153-***10	DRAWING NO. SD-52153-***10	SHEET NO. 1	SIZE B							
																			FINISH 仕上げ //	WIRE RANGE 線径範囲 AWG#26 (錫コート線) (TOP-COAT WIRE)	ANGLE 角度 +3°	CAD FILENAME 52153.S01	DRAWING NO. 52153-***10	SHEET NO. 1	SIZE B
																			INS. RANGE 被覆外径 SEE DWG						

THIS DRAWING CONTAINS INFORMATION THAT IS PROPRIETARY TO MOLEX INCORPORATED AND SHOULD NOT BE USED WITHOUT WRITTEN PERMISSION.