

# Z-LINE Z190

## DC Current / Voltage Adder - Subtractor

Z-LINE

Standard converters



- ▶ INPUT: N.2 channels selectable in current 0..20, 4..20 mA or voltage 0..5, 1..5, 0..10, 2..10 Vdc
- ▶ OUTPUT: N.1 channel current 0..20, 4 . 20 mA voltage 0..5, 1..5, 0..10, 2..10 Vdc
- ▶ ACCURACY: 0,2%
- ▶ Galvanic isolation @ 3-way
- ▶ Screw-fit terminals removable
- ▶ Din rail mounting
- ▶ Power supply: 19..40 Vdc, 19..28 Vac

# TECHNICAL SPECIFICATIONS

## Z190- DC Current / Voltage Adder - Subtractor



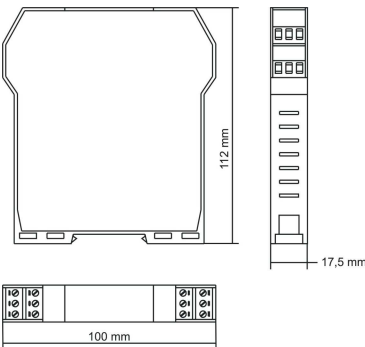
### ELECTRICAL

Power supply	19÷40Vdc, 19÷28 Vac
Power consumption	Max 2,5 W
Galvanic Isolation	Power supply // ingresso // output at 1500 Vac
Protections	against impulsive over-voltages 400W /ms
Status indicators	Power supply
Installation class	II
Pollution rating	2
IP Protection	IP 20

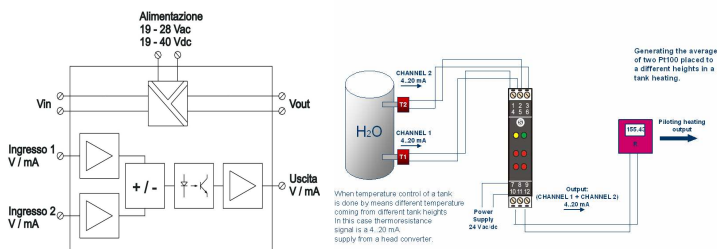
### THERMOMECHANICS

Operating temperature	0..+50 °C
Humidity	30..90% a +40°C (non condensing)
Dimensions	17.5 x 100 x 112 mm ( w x h x d )
Weight	150 g
Connections	Screw-fit removable terminals for wires up to 2.5 mm <sup>2</sup>
Mounting	35 mm DIN 46277

### DIMENSIONS



### CIRCUIT DIAGRAM / POSSIBLE APPLICATION



### ORDER CODE

Cod. Z190

### Notes

The Z190 module CAN DRIVE ONLY TWO LOOPS SIMULTANEOUSLY, so if the active connection is used for both input, it cannot be used for the output otherwise if the active connection is used for the output, it can be used only for one input.

### SIGNALS AND MEASUREMENT, CONFIGURAZIONI, NORME

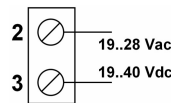
Channels	N.2 input N.1 outputs
Inputs	<b>Current:</b> 0..20 mA or 4..20 mA, both active and passive connection (100 ohm) <b>Active connection :</b> loop supplyvoltage approx. 20 Vdc <b>Voltage:</b> 0..5 Vdc, 1..5 Vdc, 0..10 Vdc and 2..10 Vdc, (>500 kOhm)
Output	<b>Current:</b> 0..20 mA or 4..20 mA, both active and passive connection (loop impedance <600 Ohm) <b>Voltage:</b> 0..5 Vdc, 1..5 Vdc, 0..10 Vdc and 2..10 Vdc, (load impedance > 2 KOhm)
Accuracy	Calibration error: 0,2% Thermal drift: 0,02% /°C Linearity error: 0,05%

### CONFIGURATION AND STANDARDS

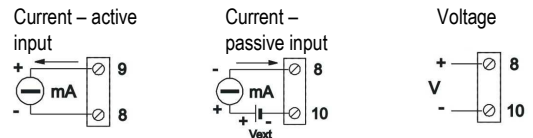
DIP Switch	-Inputs signal setup -Output signal setup
Standard	EN50081-2 (electromagnetic emissions, industrial environment) EN50082-2 (electromagnetic immunity, industrial environment) EN61010-1 (safety)

### ELECTRICAL CONNECTIONS

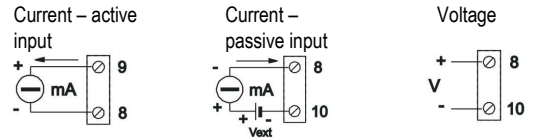
#### Power supply



#### Input1



#### Input2



#### Output

