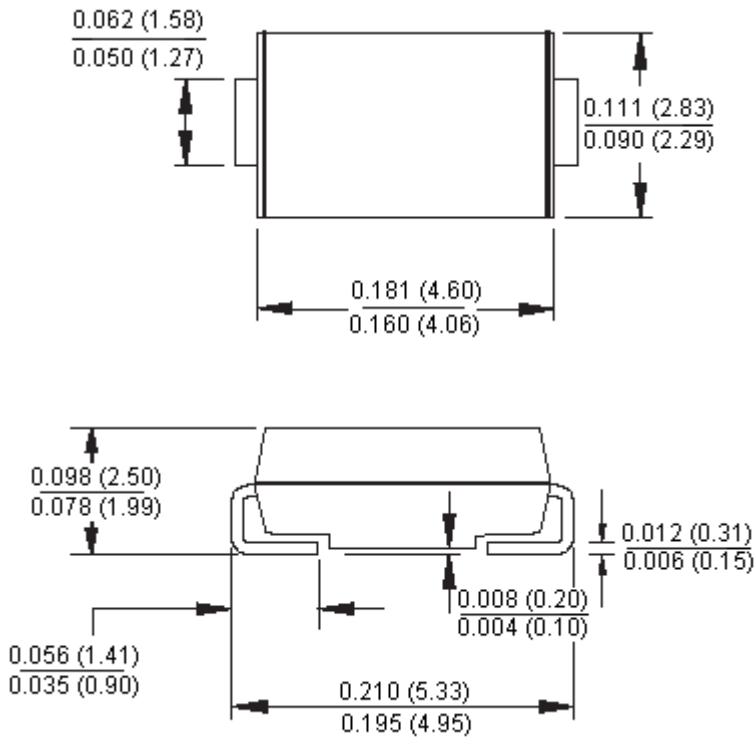




Features:

- Glass passivated junction chip.
- For surface mounted application.
- Low profile package.
- Built-in strain relief.
- Ideal for automated placement.
- Easy pick and place.
- Ultrafast recovery time for high efficiency.
- Low forward voltage, low power loss.
- High temperature soldering guaranteed: 260oC/10 seconds on terminals.
- Plastic material.

SMB/DO-214AC



Dimensions : Inches (Millimetres)

Mechanical Data:

- Cases : Moulded plastic.
Terminals : Solder plated solderable per MIL-STD-750, Method 2026.
Polarity : Indicated by cathode band.
Weight : 0.064 gram.

Maximum Ratings and Electrical Characteristics

Rating at 25°C ambient temperature unless otherwise specified.

Single phase, half wave, 60Hz, resistive or inductive load.

For capacitive load, derate current by 20%.

Type Number	Symbol	US1A	US1B	US1D	US1G	US1J	US1K	US1M	Units
Maximum Recurrent Peak Reverse Voltage	V_{RRM}	50	100	200	400	600	800	1000	V
Maximum RMS Voltage	V_{RMS}	35	70	140	280	420	560	700	
Maximum DC Blocking Voltage	V_{DC}	50	100	200	400	600	800	1000	
Maximum Average Forward Rectified Current at $T_L = 110^\circ\text{C}$	$I_{(AV)}$	1.0							A
Peak Forward Surge Current, 8.3ms Single Half Sine-wave Superimposed on Rated Load (JEDEC method)	I_{FSM}	30							
Maximum Instantaneous Forward Voltage at 1.0A	V_F	1.0				1.7			V
Maximum DC Reverse Current at $T_A = 25^\circ\text{C}$ at Rated DC Blocking Voltage at $T_A = 125^\circ\text{C}$	I_R					5.0 150			μA μA
Maximum Reverse Recovery Time (Note 1)	T_{rr}	50				75			pF
Typical Junction Capacitance (Note 2)	C_j	15				10			$^\circ\text{C/W}$
Maximum Thermal Resistance (Note 3)	$R_{\theta JL}$ $R_{\theta JA}$					75 27			$^\circ\text{C}$
Operating Temperature Range	T_J	-55 to +150							
Storage Temperature Range	T_{STG}	-55 to +150							

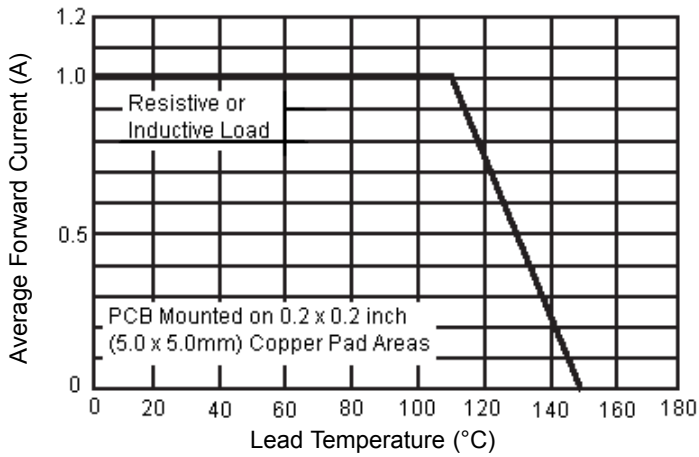
Notes: 1. Reverse Recovery Test Conditions: $I_F = 0.5\text{A}$, $I_R = 1.0\text{A}$, $I_{RR} = 0.25\text{A}$.

2. Measured at 1MHz and Applied $V_R = 4.0\text{Volts}$.

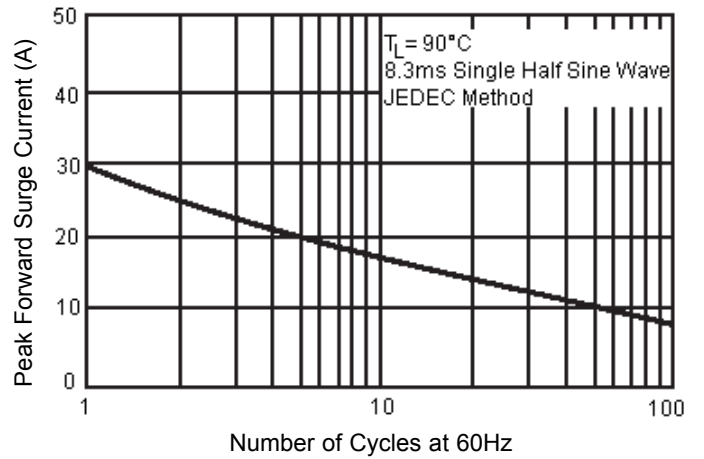
3. PCB Mounted on 0.2 x 0.2 inches (5.0 x 5.0mm) Copper Pad Area.

Ratings and Characteristic Curves (US1A, US1B, US1D, US1G, US1J, US1K, US1M)

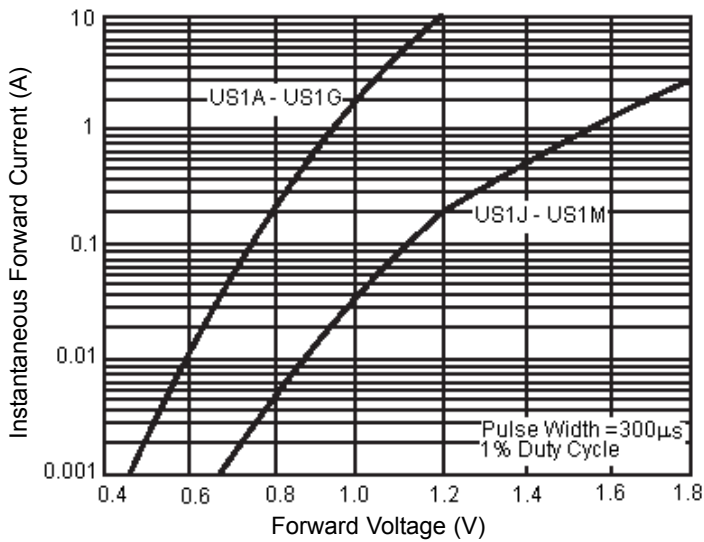
Maximum Forward Current Derating Curve



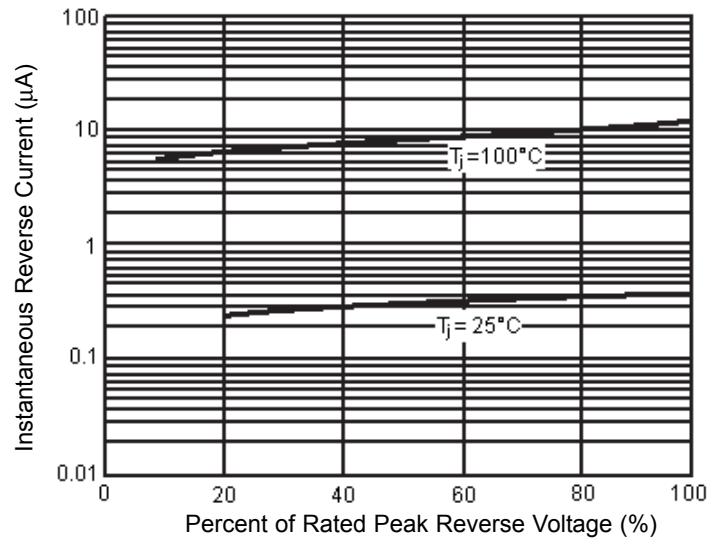
Maximum Non-Repetitive Forward Surge Current



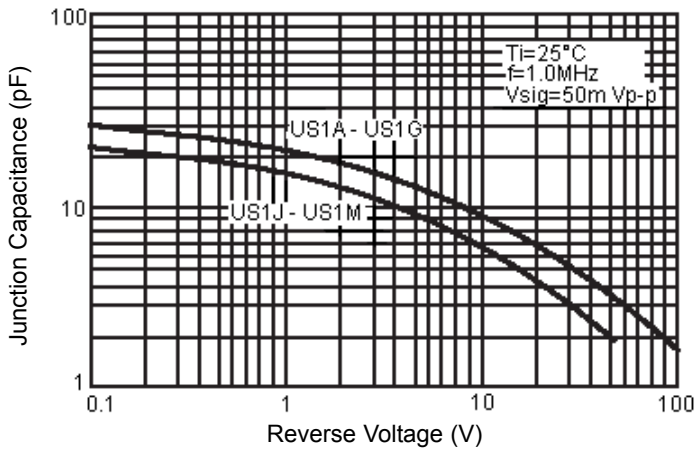
Typical Instantaneous Forward Characteristics



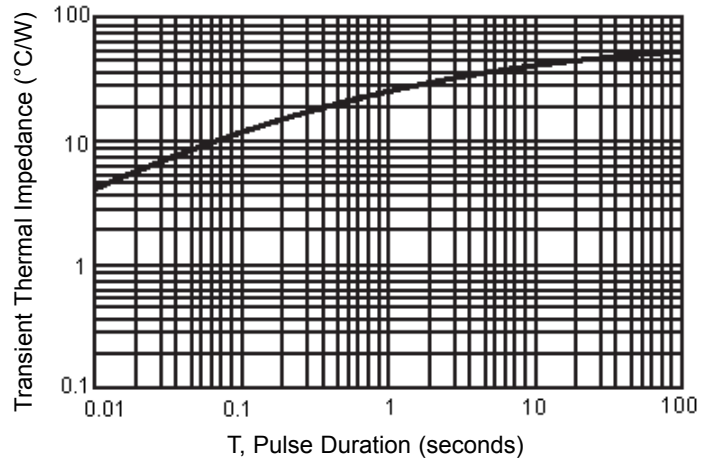
Typical Reverse Characteristics



Typical Junction Capacitance



Typical Transient Thermal



Part Number Table

Description	Part Number
Diode, Ultra-Fast, 1A, 50V	US1A
Diode, Ultra-Fast, 1A, 100V	US1B
Diode, Ultra-Fast, 1A, 200V	US1D
Diode, Ultra-Fast, 1A, 400V	US1G
Diode, Ultra-Fast, 1A, 600V	US1J
Diode, Ultra-Fast, 1A, 800V	US1K
Diode, Ultra-Fast, 1A, 1000V	US1M

Notes:

International Sales Offices:



AUSTRALIA - Farnell

Tel No: ++61 1300 361 005
Fax No: ++61 1300 361 225



FINLAND - Farnell

Tel No: ++ 358 9 560 7780
Fax No: ++ 358 9 345 5411



ITALY - Farnell

Tel No: ++ 39 02 93 995 200
Fax No: ++ 39 02 93 995 300



SPAIN - Farnell

Tel No: 901 20 20 80
Fax No: 901 20 20 90



AUSTRIA - Farnell

Tel No: ++ 43 662 2180 680
Fax No: ++ 43 662 2180 670



FRANCE - Farnell

Tel No: ++ 33 474 68 99 99
Fax No: ++ 33 474 68 99 90



MALAYSIA - Farnell-Newark

Tel No: ++ 60 3 7873 8000
Fax No: ++ 60 3 7873 7000



SWEDEN - Farnell

Tel No: ++ 46 8 730 50 00
Fax No: ++ 46 8 83 52 62



BELGIUM - Farnell

Tel No: ++ 32 3 475 2810
Fax No: ++ 32 3 227 3648



GERMANY - Farnell

Tel No: ++ 49 89 61 39 39 39
Fax No: ++ 49 89 613 59 01



NETHERLANDS - Farnell

Tel No: ++ 31 30 241 7373
Fax No: ++ 31 30 241 7333



SWITZERLAND - Farnell

Tel No: ++ 44 204 64 64
Fax No: ++ 44 204 64 54



BRAZIL - Farnell-Newark

Tel No: ++ 55 11 4066 9400
Fax No: ++ 55 11 4066 9410



HONG KONG - Farnell-Newark

Tel No: ++ 852 2268 9888
Fax No: ++ 852 2268 9899



NEW ZEALAND - Farnell

Tel No: 0800 90 80 80
Fax No: 0800 90 80 81



UK - Farnell

Tel No: ++ 44 8701 200 200
Fax No: ++ 44 8701 200 201



CHINA - Farnell-Newark

Tel No: ++86 10 6238 5152
Fax No: ++86 10 6238 5022



HUNGARY - Farnell

Tel No: ++ 44 870 1200 208
Fax No: ++ 44 870 1200 209



NORWAY - Farnell

Tel No: 800 146 70
Fax No: 800 146 76



UK - CPC

++ 44 8701 202 530
++ 44 8701 202 531



CZECH REPUBLIC - Farnell

Tel No: ++ 44 870 1200 208
Fax No: ++ 44 870 1200 209



INDIA - Farnell

Tel No: ++ 44 870 1200 208
Fax No: ++ 44 870 1200 209



PORTUGAL - Farnell

Tel No: ++ 34 93 475 8804
Fax No: ++ 34 93 474 5288



USA - Newark

Tel No: 800 463 9275



DENMARK - Farnell

Tel No: ++ 45 44 53 66 44
Fax No: ++ 45 44 53 66 06



IRELAND - Farnell

Tel No: ++ 353 1 830 9277
Fax No: ++ 353 1 830 9016



RUSSIA - Farnell

Tel No: ++ 44 870 1200 208
Fax No: ++ 44 870 1200 209



EXPORT - Farnell

Tel No: ++ 44 8701 200 208
Fax No: ++ 44 8701 200 209

For enquiries from all other markets



ESTONIA - Farnell

Tel No: ++ 358 9 560 7780
Fax No: ++ 358 9 345 5411



ISRAEL - Farnell

Tel No: ++ 180 937 0015
Fax No: ++ 180 937 0014



SINGAPORE - Farnell-Newark

Tel No: ++ 65 6788 0200
Fax No: ++ 65 6788 0300

<http://www.farnell.com>

<http://www.newark.com>

<http://www.cpc.co.uk>

Disclaimer This data sheet and its contents (the "Information") belong to the Premier Farnell Group (the "Group") or are licensed to it. No licence is granted for the use of it other than for information purposes in connection with the products to which it relates. No licence of any intellectual property rights is granted. The Information is subject to change without notice and replaces all data sheets previously supplied. The Information supplied is believed to be accurate but the Group assumes no responsibility for its accuracy or completeness, any error in or omission from it or for any use made of it. Users of this data sheet should check for themselves the Information and the suitability of the products for their purpose and not make any assumptions based on information included or omitted. Liability for loss or damage resulting from any reliance on the Information or use of it (including liability resulting from negligence or where the Group was aware of the possibility of such loss or damage arising) is excluded. This will not operate to limit or restrict the Group's liability for death or personal injury resulting from its negligence. SPC Multicomp is the registered trademark of the Group. © Premier Farnell plc 2008.