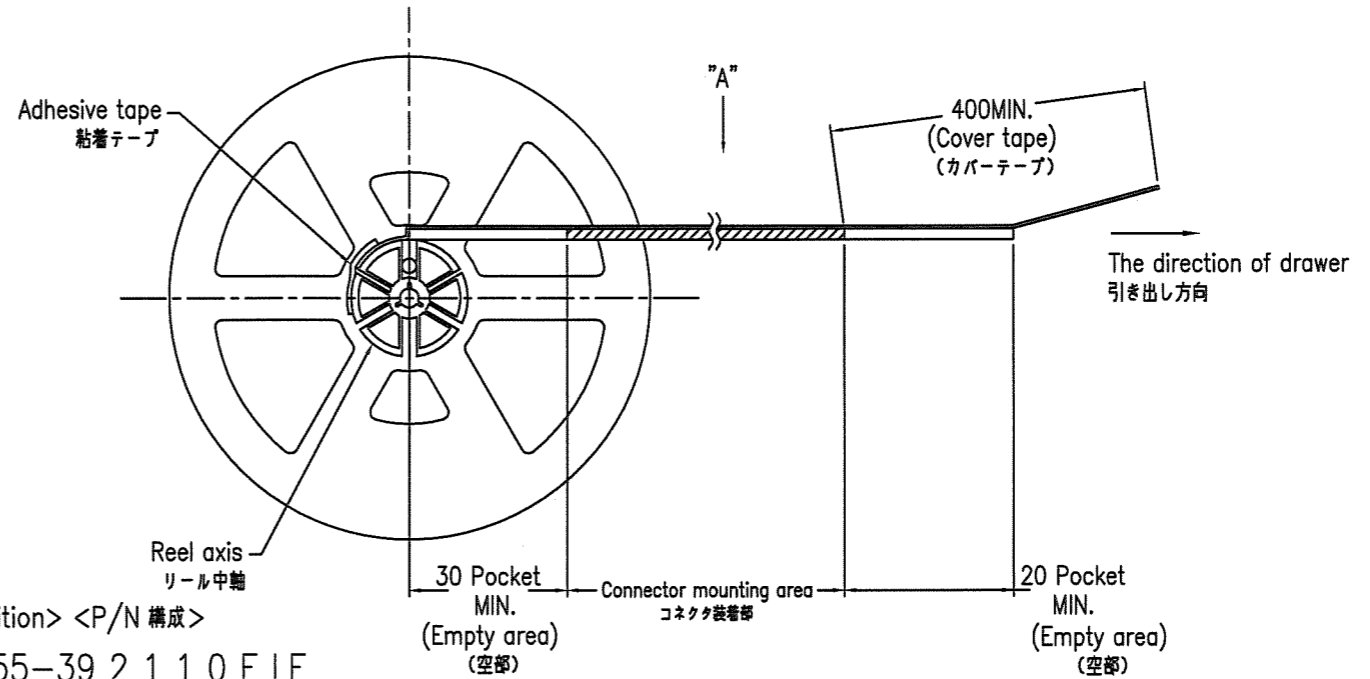
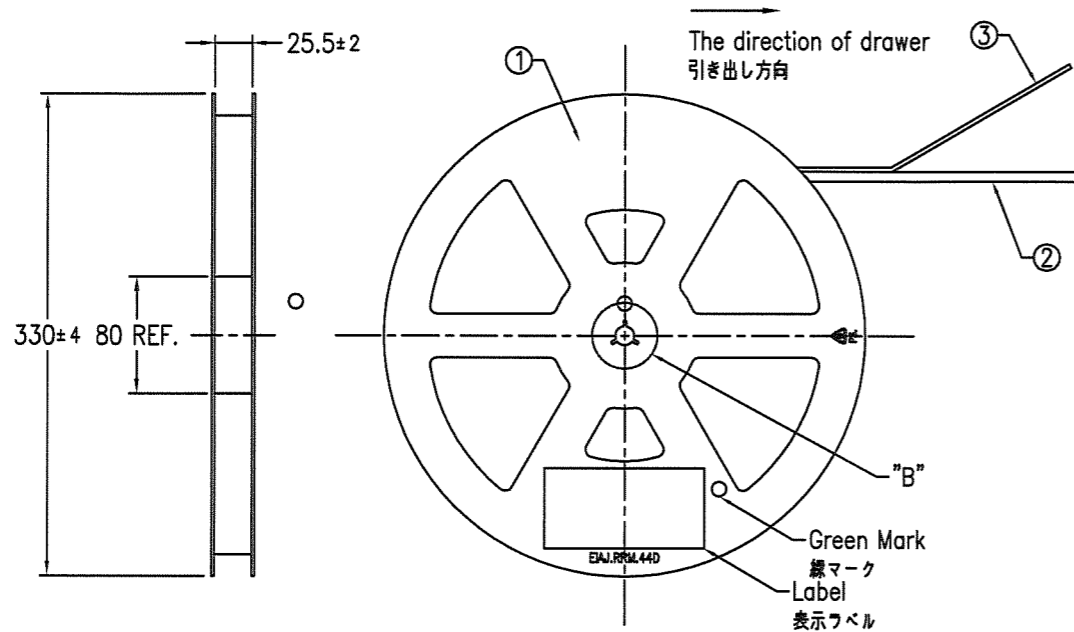


PRODUCT NO.

10064555-XX2X10ELF

PARTS TABLE 部品表

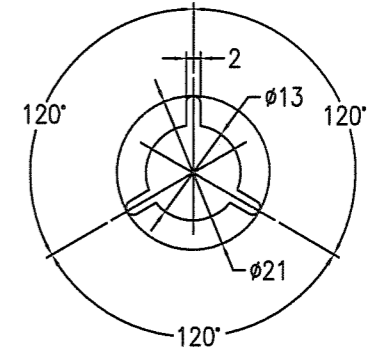
No.	Part name 部品名	Material 材質	QTY.	Note 備考
①	The reel for packaging 梱包用リール	Polystyrene ポリスチレン	1	Color : White, Electrification prevention processing 色:白、帯電防止処理品
②	Emboss tape エンボステープ	PP or PET	1	Electrification prevention processing 帯電防止処理品
③	Cover tape カバーテープ	Polyester ポリエステル	1	
④	Connector コネクタ	See sheet 2	3000	



<P/N composition> <P/N 構成>

10064555-39 2 1 1 0 E L F

- Lead Free
- Packaging form (E : Plastic reel- Embossing tape package)
- Embossing tape package 0: 8mm PITCH
1: 12mm PITCH
- Plating spec 1: Au plating
- TYPES OF PRODUCT 1: SMT / WITH CABLE LOCK
2: SMT / WITHOUT CABLE LOCK
- Contact Side 2: UPPER SIDE
- No of position
- Series name



DETAIL "B" (1/1)

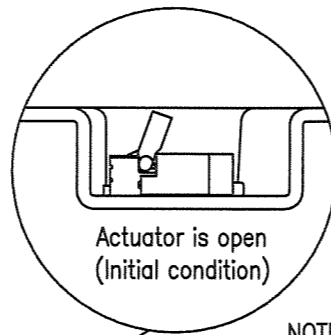
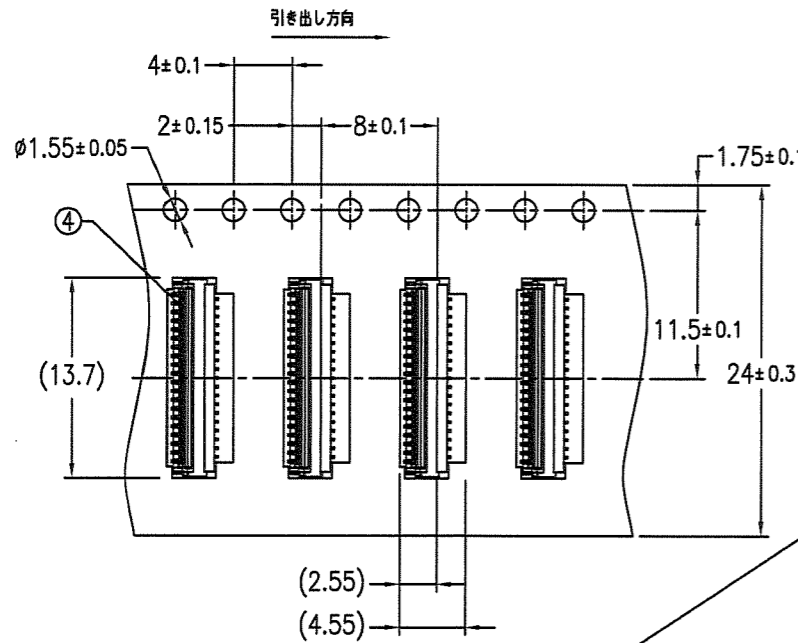
"B" 部詳細図 (1/1)

NOTE

- This article carries out the emboss tape package of the P/N10064555 series connector.
- The shape and dimension of this article are based on JIS C 0806.
(Taping of electronic parts (Surface mounted device))

注記

- 本品は P/N10064555シリーズをエンボステープ梱包したものである。
- 本品の形状及び寸法規定は JIS C 0806 (電子部品のテーピング (表面実装部品)) に準拠する。

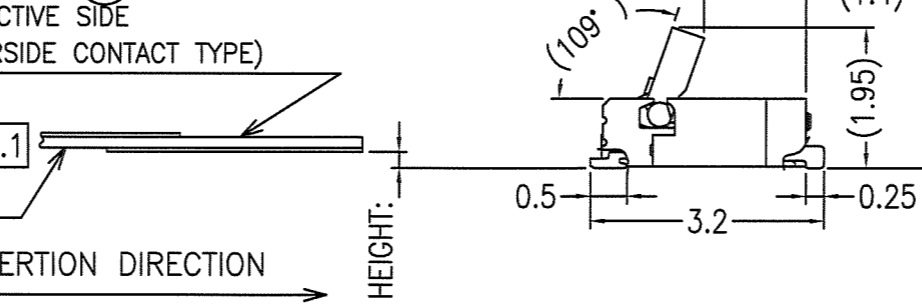
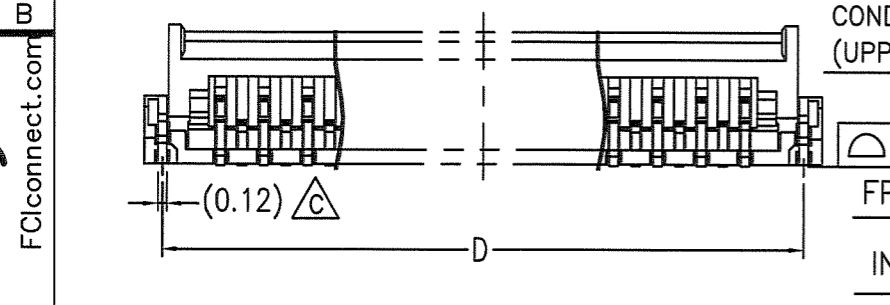
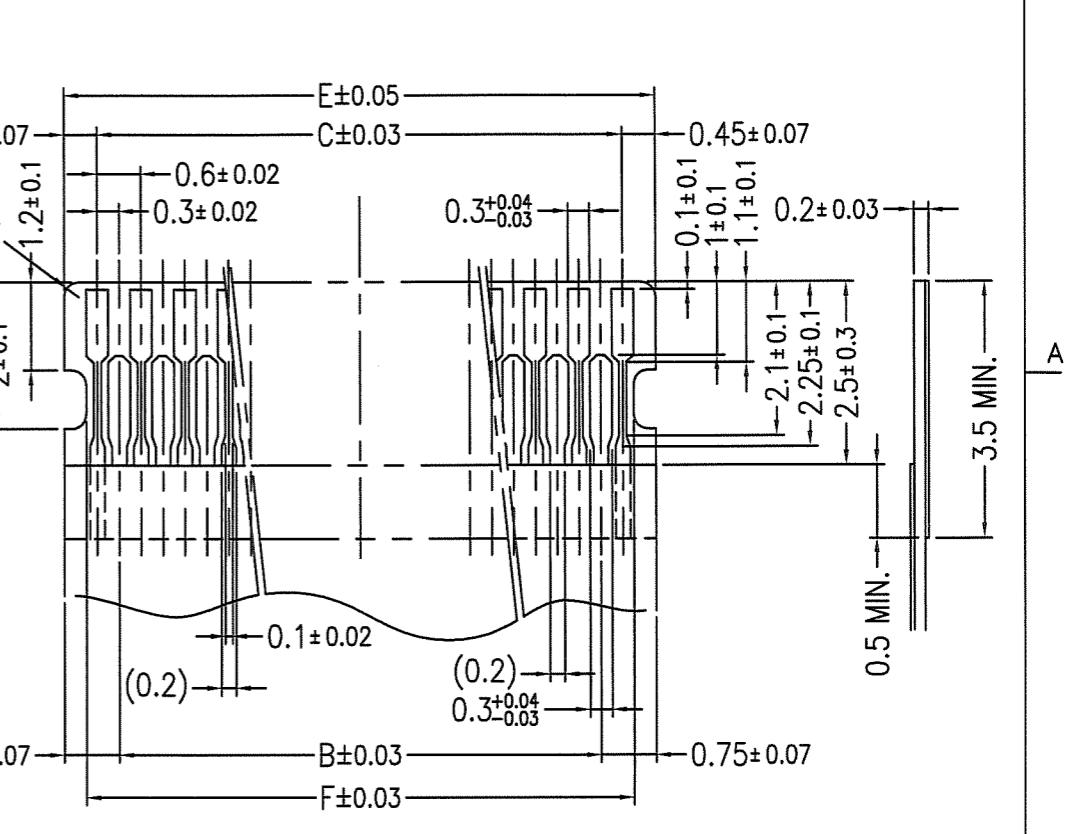
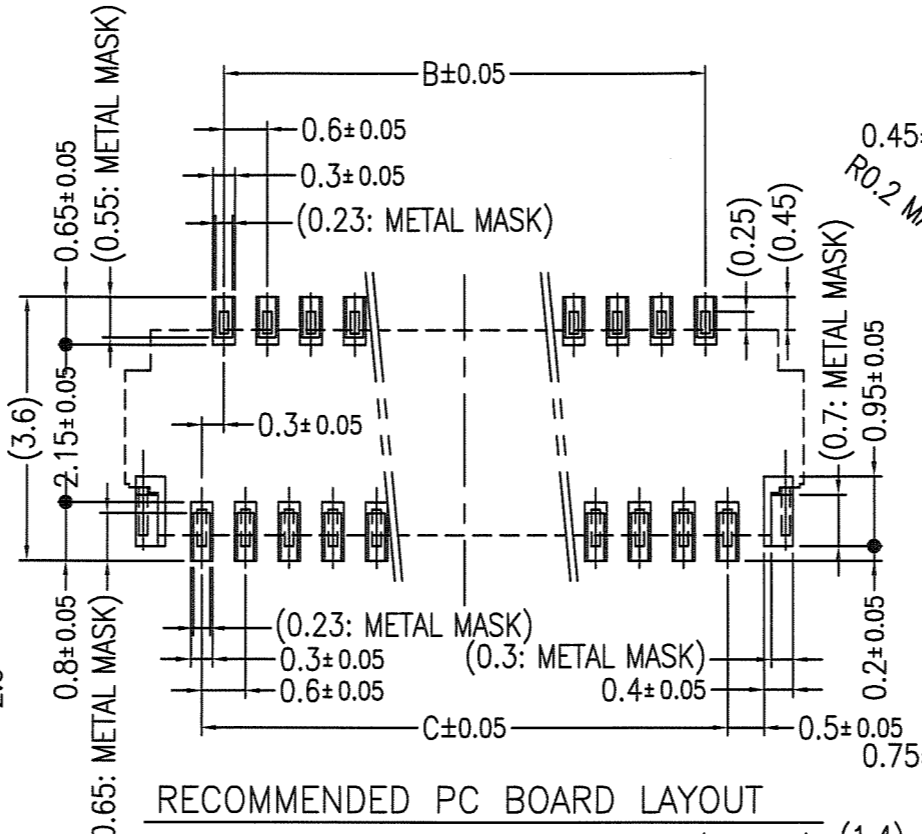
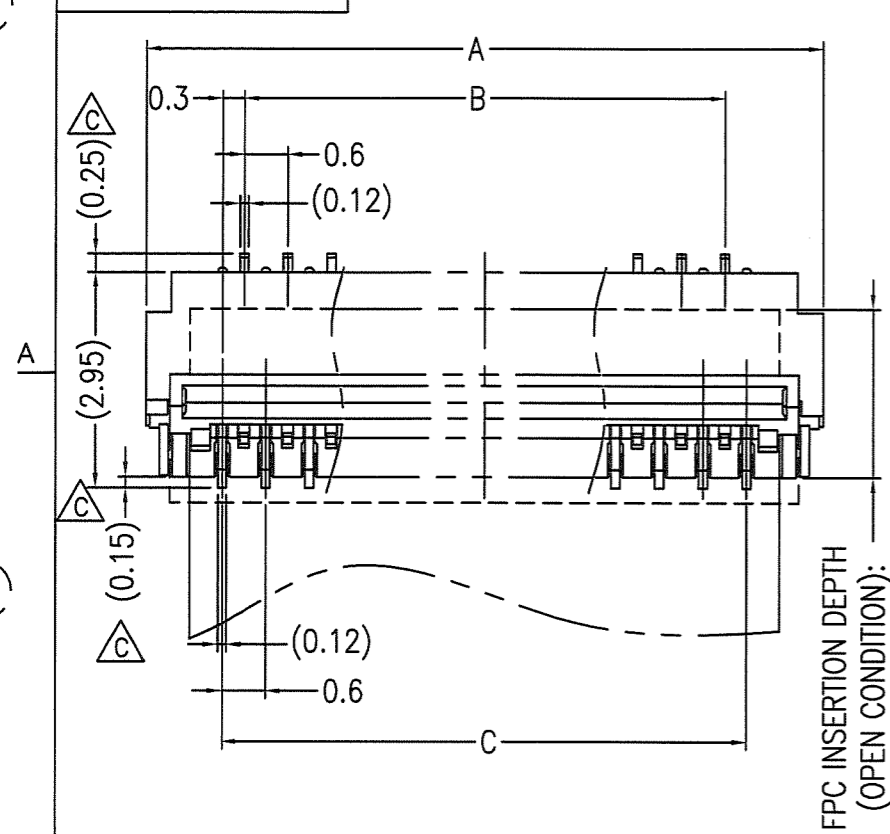


VIEW "A" (N.S.)
矢視 "A" (N.S.)

mat'l. code		surface		tolerance		projection		product family		CODE	
---		ISO 1302		ISO 406		MM		589F FLEX 0.3		JP	
ISO 1101		tolerances unless		linear		scale 1:5		title		size	
A		RELEASED		J06-0368		Y.K 09/06/'06		ASSEMBLY		A3	
B		REVISED		J07-0472		Y.K 2007-9-21		0.3mm PITCH CONNECTOR FOR FPC			
C		ADD NEW P/N		J08-0064		Y.K 2008-2-12		YLL-U Series			
D		ADD NEW P/N		J08-0419		Y.K 2008-10-29		dwg no		sheet 1 of 3	
								10064555			
								type		Product Customer Drawing	
sheet index		revision sheet		D D D						Rev. D	
				1 2 3							

PRODUCT NO.

10064555-XX211LF



NOTE
 1.MATERIAL
 1)HOUSING:THERMOPLASTIC RESIN,UL94V-0, BLACK
 2)ACTUATOR:THERMOPLASTIC RESIN,UL94V-0, BEIGE
 3)CONTACT:COPPER ALLOY
 4)FIXING TAB: COPPER ALLOY
 2.FINISH
 1)CONTACT: ALL OVER Ni,(CONTACT AREA) Au FLASH. ,(SOLDER TAIL AREA) Au FLASH.
 2)FIXING TAB: ALL OVER Ni , Sn PLATING 1.5~3.5μm
 3.CO-PLANARITY: 0.1 MAX.
 4.THICKNESS OF A METAL MASK: 0.1mm
 5.FPC
 1)ADHESIVE METHOD OF SUPPORTING TAPE SHALL BE HEAT CRIMPING METHOD AND THERMOSETTING ADHESIVE MATERIAL SHALL BE USED.
 6.PRODUCT
 1)* MARK ITEM IS REFERENCE.
 2)RECOMMENDED PCB LAYOUT and FPC ARE THE SAME AS 10061122-**1110ELF(YLL-DOWN CONTACT TYPE).
 7.OTHER
 THIS PRODUCT MEETS EUROPEAN UNION DIRECTIVES AND OTHER COUNTRY REGULATIONSAS DESCRIBED IN GS-22-008

10064555-39211LF	13.5	10.8	11.4	13.0	12.3	11.7
10064555-35211LF	12.3	9.6	10.2	11.8	11.1	10.5
10064555-33211LF	11.7	9	9.6	11.2	10.5	9.9
10064555-31211LF	11.1	8.4	9	10.6	9.9	9.3
10064555-25211LF	9.3	6.6	7.2	8.8	8.1	7.5
10064555-21211LF	8.1	5.4	6.0	7.6	6.9	6.3
10064555-15211LF	6.3	3.6	4.2	5.8	5.1	4.5
P/N	A	B	C	D	E	F

mat'l. code		surface		tolerance		projection		product family		CODE	
---		ISO 1302		ISO 406		MM		589F FLEX 0.3		JP	
ISO 1101		tolerances unless otherwise specified		0.X ±0.2		MM		title			
A		RELEASED		J06-0368		Y.K		09/06/06		angles	
B		REVISED		J07-0472		Y.K		2007-9-21		linear	
C		ADD NEW P/N		J08-0064		Y.K		2008-2-12		0°±2'	
D		ADD NEW P/N		J08-0419		Y.K		2008-10-29		dr	
								Y.KAMEDA		2008-10-29	
								enr		Y.KAMEDA	
								chr		2008-10-29	
								appd		2008-10-29	
sheet index		revision sheet								Rev.	
										D	

FCIconnect.com
 Copyright FCI.

