



Agilent N432A Thermistor Power Meter

Data Sheet

Key features

- Frequency range: 100 kHz to 18 GHz (sensor dependent)
- Power range: -30 dBm ($1 \mu\text{W}$) to $+10$ dBm (10 mW)
- High accuracy $\pm (0.1\%$ of reading $+ 0.5 \mu\text{W})$, excellent for 1 mW transfer calibration (with 478A-H75)
- Built in 6.5 digit ADC eliminates the need of external DMM
- Selectable bridge resistance ($100/200/300/400 \Omega$)
- Remote interface flexibility
- DC substitution measurement, traceable to the U.S. National Institute of Standards and Technology (NIST)



Agilent's only power meter that supports thermistor mount with useful enhancements for metrology and calibration lab environments.



Agilent Technologies

Why Agilent's Power Meters and Sensors?



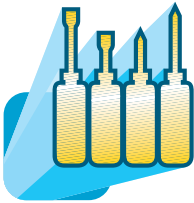
Reliable, high-performing solutions

Every power meter and sensor from Agilent consistently delivers great results.



A sure investment for many years to come

Code-compatibility between power meters reduces the need for re-coding. Not only that, all Agilent power meters are backward-compatible with most legacy power sensors.



One specific application: One right solution

Agilent offers a wide selection of power meters and sensors for practically all application needs—wireless communications, radar pulse measurements, component test, and more.



Global network support

No matter where you are, Agilent is committed to giving you the 24-hour support you need regarding our products, applications, or services.

Agilent's power meters have long been recognized as the industry standard for RF and microwave power measurements.

We Listened to the Industry, Then Delivered a Better and Easier Replacement Solution for the Legacy 432A Analog Power Meter



As today's power measurements become more complex, it is increasingly difficult to make reliable, accurate power measurements. For more than 40 years, you've depended on Agilent's 432A analog power meter, used with temperature compensated thermistor sensors to provide high accuracy over a wide temperature range.

Today, the Agilent N432A digital thermistor power meter, loaded with enhancements, including a color digital display, and intuitive front panel interface will continue support your measurement needs with greater capability and expanded functionality. Best of all, you can get these extras at just a fraction of the price of the legacy 432A.

LXI Class-C compliant N432A

The N432A is a single-channel, average RF power measurement meter that supports thermistor sensors. The N432A has the capability to measure and display average power, RF bridge voltages (V_{RF0} and V_{RF1}), compensation bridge voltages (V_{COMP0} and V_{COMP1}), V_0 , and V_1 . It is also provided with a set of features such as zeroing and a built-in self-test.

Developed using LXI technology, the N432A is an LXI Class-C compliant instrument.¹ The N432A basic configuration consists of two key sections: bridge and meter logic. When a compatible thermistor sensor is connected to the N432A, the RF and compensation bridge circuits are formed in the bridge section. V_{RF} which is the voltage at the top of the RF bridge, is responsive to both input

RF power and ambient temperature changes. On the other hand, V_{COMP} which is the voltage at the top of the compensation bridge, is responsive only to ambient temperature changes. The V_{RF} and V_{COMP} values are used in calculating the RF power. Meanwhile, the meter logic section processes V_{RF} and V_{COMP} to produce a meter current proportional to RF power.

In general, the N432A is an easy-to-use instrument, especially with the availability of an integrated Web browser that provides a convenient way to view and modify the instrument network configuration. Besides the LAN interface, the N432A also supports industry standard GPIB and USB interfaces for measurement automation.



1. LXI, an acronym for LAN eXtension for Instrumentation, is an instrument standard for devices that use the Ethernet (LAN) as their primary communication interface.

High accuracy—no thermoelectric error

The high accuracy \pm (0.1% of reading + 0.5 μ W) over a wide temperature range featured in the legacy 432A power meter is also included in the N432A, making it excellent for 1 mW transfer calibration (with 478A-H75/H76*). Accuracy can be maintained on even the most sensitive range as the error due to thermoelectric effect is reduced to a negligible level.

* 478-H75/H76 has a maximum SWR of 1.05 at 50 MHz

Sensor compatibility

The N432A is compatible with the Agilent 478A and 8478B thermistor sensors. The following table lists the frequency range and operating resistance for these two sensors:

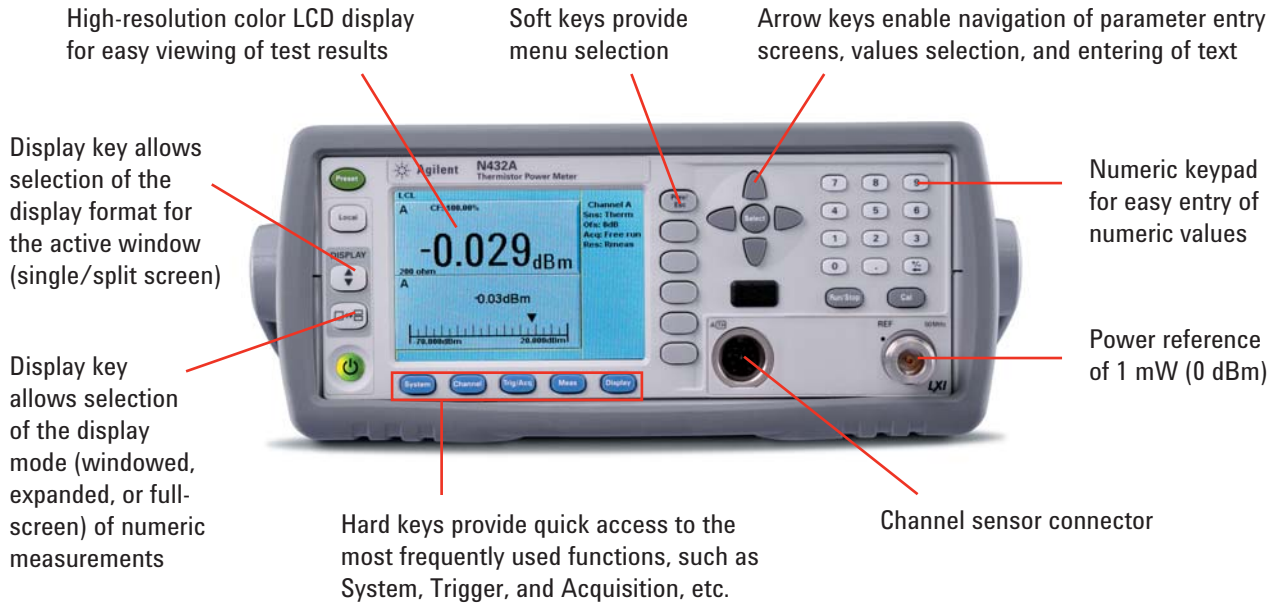
Thermistor sensor model	Frequency range (GHz)	Operating resistance (Ω)
478A	0.01 to 10	200
478A Option H63	0.000001 to 1	200
478A Option H75	0.001 to 1	200
478A Option H76	0.001 to 1	200
8478B	0.01 to 18	200




For further information on the thermistor sensors, refer to the respective manuals.

Take a Closer Look

N432A front panel



N432A back panel



Specifications and Characteristics

Specifications describe the instrument's warranted performance and apply after a 30 minute warm-up.

These specifications are valid over its operating/environmental range unless otherwise stated and after performing a zero and calibration procedure.

Supplemental characteristics (shown in italics) are intended to provide additional information, useful in applying the instrument by giving typical (expected), but not warranted performance parameters. These characteristics are shown in italics or labeled as "typical", "nominal" or "approximate".

General specifications	
Frequency range	100 kHz to 18 GHz, sensor dependent
Power range	-30 to +10 dBm (1 μ W to 10 mW), thermistor-sensor dependent
Compatible power sensors	<ul style="list-style-type: none"> Agilent 478A thermistor sensor (100 kHz to 10 GHz, with option H63) Agilent 8478B thermistor sensor (10 MHz to 18 GHz)
Meter power accuracy	
Power absolute accuracy	\pm (0.1% of reading + 0.5 μ W)
Meter voltage accuracy	
(1-year reference specifications)	
V_{RF} and V_{COMP}	23 °C \pm 5 °C: \pm (0.0035% + 50 μ V) [reading + range]
V_0 and V_1	23 °C \pm 5 °C: \pm (0.0040% + 25 μ V) [reading + range]
Bridge resistance	100, 200, 300, or 400 Ω (user selectable)
Display units	
Power	Watts (W) or dBm
Relative	Percent (%) or dB
V_{RF} , V_{COMP} , V_0 , and V_1	VDC and mVDC
Bridge resistance	Ohm
Display resolution	
Power	Selectable resolution of: 1.0, 0.1, 0.01 and 0.001 dB in logarithmic mode, or 1, 2, 3, and 4 significant digits in linear mode
Default resolution	0.01 dB in logarithmic mode or three digits in linear mode
Voltage	6.5-digit resolution
Bridge resistance	6.5-digit resolution

Specifications and Characteristics (continued)

Power meter functions	
Accessed by key entry	Either hard keys, or soft key menu, and programmable
Zero	Zeros the meter. (Power reference calibrator is switched off during zeroing)
Frequency	Entered frequency range is used to interpolate the calibration factors table. Frequency range from 1 kHz to 999.9 GHz
Bridge resistance type	Setting the bridge resistance, user-selectable Rmeasure (factory set) or Ruser (measured by user)
Cal factor	Sets the cal factor versus frequency for the calibration factor for power sensor. Range: 1.00% to 150.00%, in 0.01% increments. Cal factor can be set from either CF table or single entry CF
Relative	Displays all successive measurements relative to the last displayed value
Offset	Allows power measurements to be offset by –100 to +100 dB, settable in 0.001dB increments, to compensate for external loss or gain. Offset table can be set from either CF table or single entry CF
Save/recall	Store up to 10 instrument states via the save/recall menu
Measurement averaging	Selectable from 4 to 128
Duty cycle	Duty cycle values between 0.001 to 99.999%, in 0.001% increments, can be entered to display a peak power representation of measured power. The following equation is used to calculate the displayed peak power value: peak power = measured power/duty cycle
Limits	High and low limits can be set in the range –150.000 to +230.000 dBm, in 0.001 dBm increments
Preset default values	dBm mode, relative off, power reference off, duty cycle off, offset off, frequency 50 MHz, measurement averaging 16, free run
Display	Color display with selectable single and split screen formats are available. User selectable on digital measurement type or analog scale presentation
1 mW (0 dBm) power reference	1.0 mW (0.0 dBm), 50 MHz from type N (f) connector on the front panel, for power meter/sensor function check.
Accuracy (for two years)	$\pm 0.4\%$ (25 \pm 10 °C) $\pm 1.2\%$ (0 to 45 °C)
SWR	1.06 maximum

Specifications and Characteristics (continued)

Power meter general specifications

Dimensions The following dimensions exclude front and rear protrusions:
212.6 mm W x 88.5 mm H x 348.3 mm D
(8.5 in x 3.5 in x 13.7 in)



Weight	Model	Net	Shipping
	N432A	3.6 kg (8.0 lb)	8.2 kg (18.1 lb)

Rear panel connectors

V_{RF} output	V_{RF} BNC terminal outputs the RF bridge voltage, used to connect to external DMM for more precise power measurement
V_{COMP} output	V_{COMP} BNC terminal outputs the compensation bridge voltage, used to connect to external DMM for more precise power measurement
Recorder output	Analog 0 to 1 V, 1 k Ω output impedance, BNC connector
GPIO, USB 2.0 and 10/100BaseT LAN	Interfaces to allow communication with an external controller
Ground	Binding post, accepts 4 mm plug or bare wire connection
Line power	
Input voltage range	90 to 264 VAC, automatic selection
Input frequency range	47 to 63 Hz and 400 Hz at 110 VAC
Power requirement	50 VA (30 W) N432A: not exceeding 75 VA (50 W)

Specifications and Characteristics (continued)

Environmental characteristics	
Electromagnetic compatibility	Complies with the essential requirements of EMC Directive (2004/108/EC) as follows: <ul style="list-style-type: none">• IEC61326-1:2005 / EN61326-1:2006• CISPR11:2003 / EN55011:2007 (Group 1, Class A) The product also meets the following EMC standards: <ul style="list-style-type: none">• Canada: ICES/NMB-001:2004• Australia/New Zealand: AS/NZS CISPR 11:2004
Product safety	This product conforms to the requirements of the following safety standards: <ul style="list-style-type: none">• IEC 61010-1:2001 / EN 61010-1:2001• CAN/CSA-C22.2 No.61010-1-04• ANSI/UL61010-1:2004
Low voltage directive	This product conforms to the requirements of European Council Directive “2006/95/EC”
Operating environment	
Temperature	0 °C to 45 °C
Maximum humidity	95% at 40 °C (non-condensing)
Minimum humidity	15% at 40 °C (non-condensing)
Maximum altitude	4,600 m (15,000 ft)
Storage conditions	
Non-operating storage temperature	-40 °C to +70 °C
Non-operating maximum humidity	90% at 65 °C (non-condensing)
Non-operating maximum altitude	4,600 m (15,000 ft)
Remote programming	
Interface	GPIB, USB, and LAN interfaces operates to IEEE 488.2 standard
Command language	SCPI standard interface commands
GPIB compatibility	SH1, AH1, T6, TE0, L4, LE0, SR1, RL1, PP1, DC1, DT1, C0

Ordering Information

Standard product	
N432A	Thermistor power meter
Standard shipped accessories	<ul style="list-style-type: none"> • Thermistor sensor adaptor cable 1.5 m* (5 ft) • Power cord (country dependant) • USB adaptor cable • Agilent N432A thermistor power meter product reference CD-ROM • English language user and installation guide, printed • Envelope—calibration certificate • IO libraries media suite
Warranty	<ul style="list-style-type: none"> • Standard 1-year, return-to-Agilent warranty and service plan • 3 months for standard shipped accessories
Power sensors, accessories, calibration, and documentation options	
478A-H63	Frequency range 100 kHz to 1 GHz, max SWR 1.8 to 300 kHz, 1.3 to 1 GHz
478A-H75	Frequency range 1 MHz to 1 GHz, max SWR 1.3 except 1.05 at 50 MHz
478A-H76	Frequency range 1 MHz to 1 GHz, max SWR 1.3 except 1.05 at 50 MHz. Standard lab calibration at 50 MHz
N4998A	Thermistor sensor adaptor cable 1.5 m (5 ft)
N4998B	Thermistor sensor adaptor cable 3 m (10 ft)
N4998C	Thermistor sensor adaptor cable 6.1 m (20 ft)
N432A-908	Rackmount kit with 1 unit with blank filler included
N432A-909	Rackmount kit with 2 units side-by-side
N432A-0BK	English language user guide and English programming guide
N432A-ABJ	Japanese user guide and English programming guide
N432A-0BF	English language programming guide
N432A-A6J	Certificate of compliance calibration - ANSI/NCSS Z540
N432A-1A7	Compliant calibration test data - ISO17025

* The 1.5 m (5 ft) standard cable can be replaced with a 3 or 6.1 m (10 or 20 ft) cable, charges apply





Agilent Email Updates

www.agilent.com/find/emailupdates

Get the latest information on the products and applications you select.



www.lxistandard.org

LXI is the LAN-based successor to GPIB, providing faster, more efficient connectivity. Agilent is a founding member of the LXI consortium.

Agilent Channel Partners

www.agilent.com/find/channelpartners

Get the best of both worlds: Agilent's measurement expertise and product breadth, combined with channel partner convenience.



Agilent Advantage Services is committed to your success throughout your equipment's lifetime. We share measurement and service expertise to help you create the products that change our world. To keep you competitive, we continually invest in tools and processes that speed up calibration and repair, reduce your cost of ownership, and move us ahead of your development curve.

www.agilent.com/find/advantageservices



www.agilent.com/quality

www.agilent.com
www.agilent.com/find/N432A

For more information on Agilent Technologies' products, applications or services, please contact your local Agilent office. The complete list is available at:

www.agilent.com/find/contactus

Americas

Canada	(877) 894 4414
Brazil	(11) 4197 3500
Latin America	305 269 7500
Mexico	01800 5064 800
United States	(800) 829 4444

Asia Pacific

Australia	1 800 629 485
China	800 810 0189
Hong Kong	800 938 693
India	1 800 112 929
Japan	0120 (421) 345
Korea	080 769 0800
Malaysia	1 800 888 848
Singapore	1 800 375 8100
Taiwan	0800 047 866
Thailand	1 800 226 008

Europe & Middle East

Austria	43 (0) 1 360 277 1571
Belgium	32 (0) 2 404 93 40
Denmark	45 70 13 15 15
Finland	358 (0) 10 855 2100
France	0825 010 700*
	*0.125 €/minute
Germany	49 (0) 7031 464 6333
Ireland	1890 924 204
Israel	972-3-9288-504/544
Italy	39 02 92 60 8484
Netherlands	31 (0) 20 547 2111
Spain	34 (91) 631 3300
Sweden	0200-88 22 55
Switzerland	0800 80 53 53
United Kingdom	44 (0) 118 9276201

Other European Countries:

www.agilent.com/find/contactus

Revised: July 8, 2010

Product specifications and descriptions in this document subject to change without notice.

© Agilent Technologies, Inc. 2010
Printed in USA, July 30, 2010
5990-5740EN



Agilent Technologies