



### Features

- Formerly *J.W. Miller* model
- Shielded construction
- Unit height of 3.2 mm
- Inductance range: 0.1  $\mu$ H to 1.5  $\mu$ H
- Current up to 32.5 A
- RoHS compliant\*

### Applications

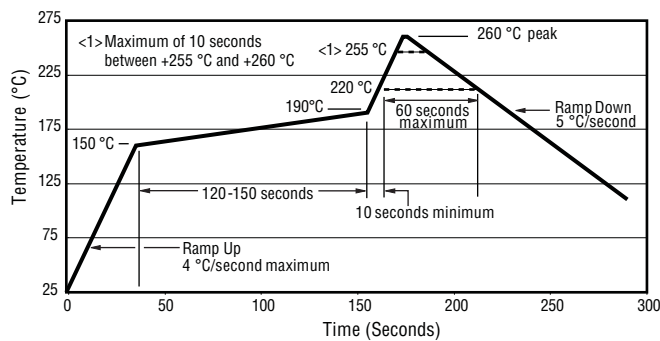
- Input/output of DC/DC converters
- Power supplies for:
  - Portable communications equipment
  - Camcorders
  - LCD TVs
  - Car audio systems

## PM7232S Series - Shielded Power Inductors

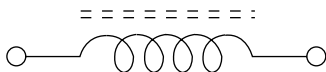
### Electrical Specifications

Bourns Part No.	Inductance L ( $\mu$ H)	I rms (A)	I sat (A)	DCR (m $\Omega$ ) max.
PM7232S-R10M-RC	0.10	32.5	42	1.7
PM7232S-R22M-RC	0.22	23.0	36	2.8
PM7232S-R47M-RC	0.47	17.5	26	4.2
PM7232S-R72M-RC	0.72	15.5	20	5.5
PM7232S-1R0M-RC	1.0	11.0	15	10.0
PM7232S-1R5M-RC	1.5	9.0	14	15.0

### Soldering Profile



### Electrical Schematic



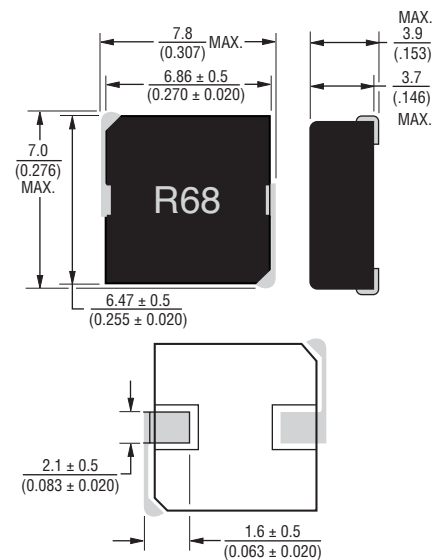
### General Specifications

Test Voltage ..... 0.25 V  
 Test Frequency ..... 100 KHz  
 Reflow Soldering .... 230 °C; 50 sec max.  
 Operating Temperature  
 ..... -55 °C to +150 °C  
 (Temperature rise included)  
 Storage Temperature  
 ..... -55 °C to +150 °C  
 Resistance to Soldering Heat  
 ..... +260 °C for 10 sec.

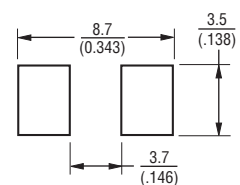
### Materials

Core ..... Iron  
 Wire ..... Enameled copper  
 Terminal ..... Cu/Sn  
 Rated Current ... Ind. drops 20 % at I sat  
 Temperature Rise .... 40 °C at rated I rms  
 Packaging ..... 1000 pcs. per 13-inch reel

### Product Dimensions



### Recommended Layout



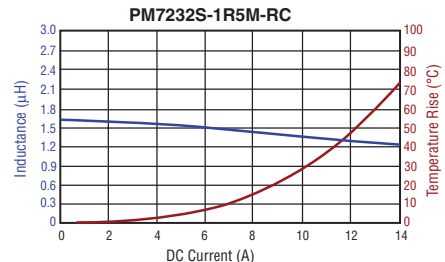
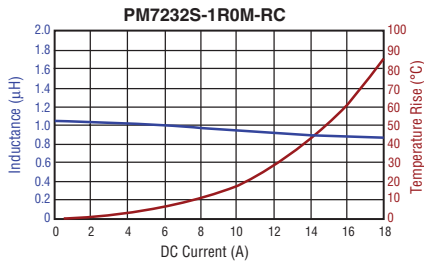
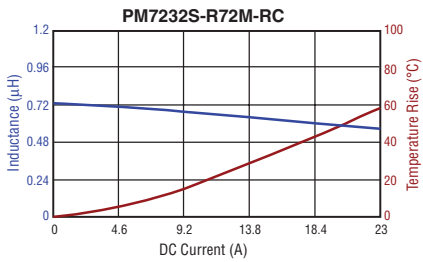
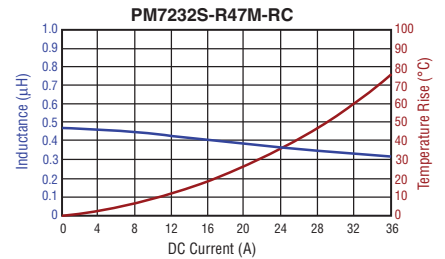
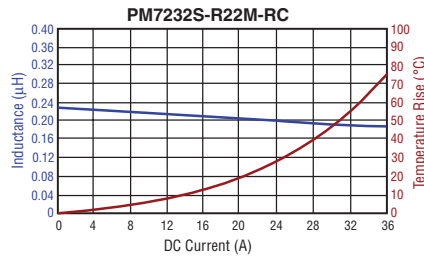
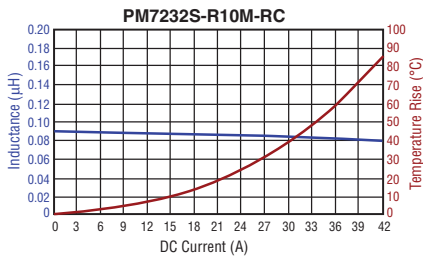
DIMENSIONS:  $\frac{\text{MM}}{\text{(INCHES)}}$

\*RoHS Directive 2002/95/EC Jan 27 2003 including Annex.  
 Specifications are subject to change without notice.  
 Customers should verify actual device performance in their specific applications

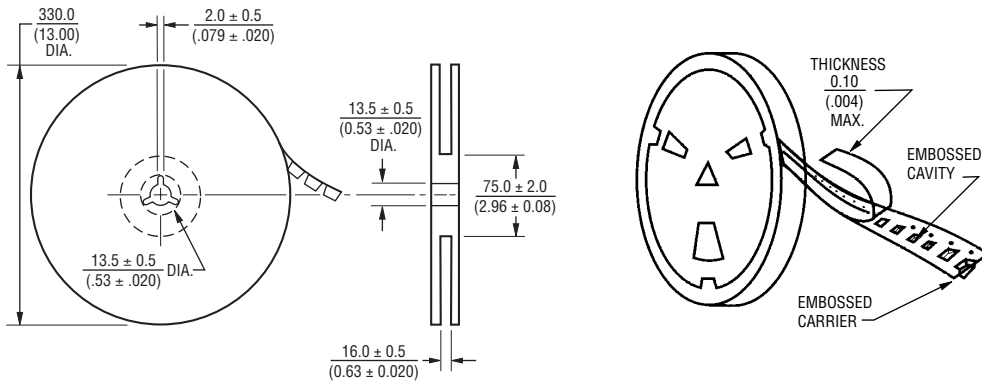
# PM7232S Series - Shielded Power Inductors

**BOURNS®**

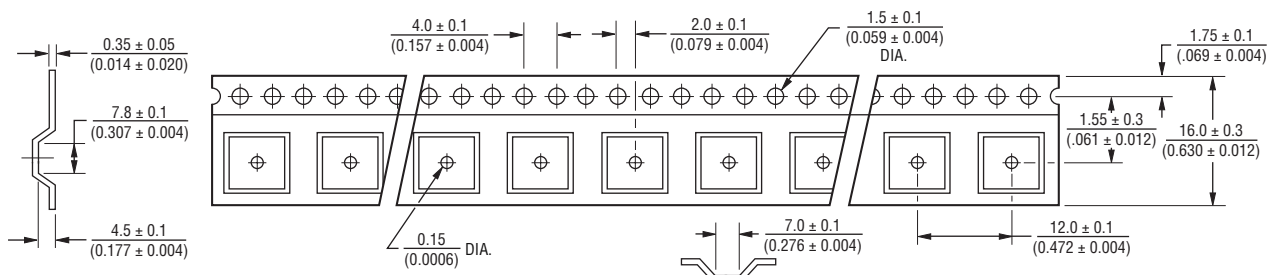
## L vs. I Charts



## Packaging Specifications



DIMENSIONS:  $\frac{\text{MM}}{\text{(INCHES)}}$



REV. 10/08

Specifications are subject to change without notice.  
Customers should verify actual device performance in their specific applications