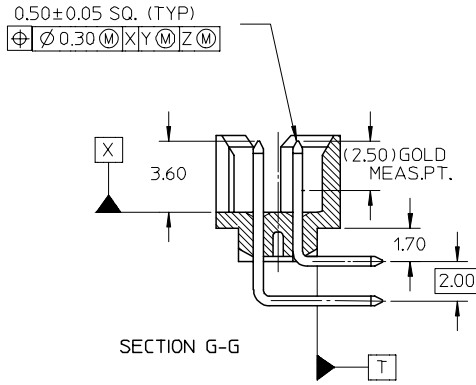
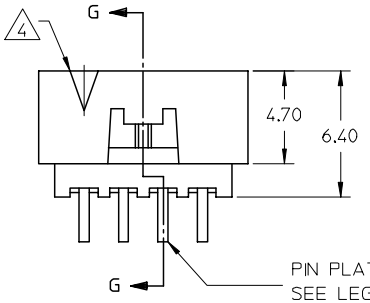
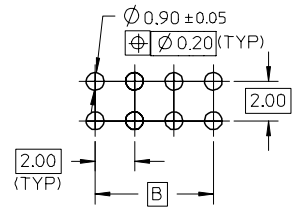
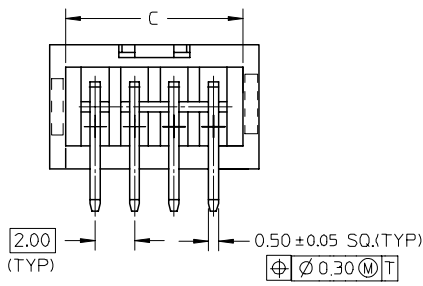


ASSEMBLY P/N PACKED IN TUBE (W/O KAPTON)	ASSEMBLY P/N PACKED IN TUBE (WITH KAPTON)	ASSEMBLY P/N PACKED IN T&R (WITH KAPTON)	CKT SIZE	VOID PIN LOCATION	DIMENSION						PLATING OPTION
					A	B	C	D	E	F	
87833-0431	87833-0441	87833-0451	4	-	6.65	2.00	5.00	4.85	1.00	2.16	1
87833-0631	87833-0641	87833-0651	6	-	8.65	4.00	7.00	6.85	2.00	2.16	1
87833-0831	-	-	8	-	10.65	6.00	9.00	8.85	3.00	2.16	1
87833-1031	-	-	10	-	12.65	8.00	11.00	10.85	4.00	2.16	1
87833-1231	-	-	12	-	14.65	10.00	13.00	12.85	5.00	2.16	1
87833-5230	-	-	-	1	-	-	-	-	-	-	-
87833-0432	-	-	4	-	6.65	2.00	5.00	4.85	1.00	2.16	2
87833-0632	-	-	6	-	8.65	4.00	7.00	6.85	2.00	2.16	2
87833-0832	-	-	8	-	10.65	6.00	9.00	8.85	3.00	2.16	2
87833-1032	-	-	10	-	12.65	8.00	11.00	10.85	4.00	2.16	2
87833-1232	-	-	12	-	14.65	10.00	13.00	12.85	5.00	2.16	2
87833-5220	-	-	10	10	12.65	8.00	11.00	10.85	4.00	2.16	1
-	87833-1041	87833-1051	10	-	12.65	8.00	11.00	10.85	4.00	1.70	1
87833-0661	-	-	6	-	8.65	4.00	7.00	6.85	2.00	3.18	1



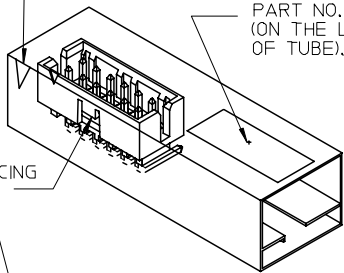
PLATING OPTIONS:
 1 - 0.38um/15uin GOLD IN CONTACT AREA AND 1.88um/75uin MIN.TIN IN SOLDER TAIL AREA OVER 1.27um/50uin MIN. NICKEL OVERALL.
 2 - 0.76um/30uin GOLD IN CONTACT AREA AND 1.88um/75uin MIN.TIN IN SOLDER TAIL AREA OVER 1.27um/50uin MIN. NICKEL OVERALL.

NOTES:
 1. FOR ILLUSTRATION PURPOSES, 8 CIRCUIT SIZE WAFER IS SHOWN.
 2. MATERIAL :
 HOUSING : NYLON 46, GLASS FILLED, UL94V-0, COLOR BLACK.
 PIN : 0.50MM SQ.PHOSPHOR BRONZE.
 KAPTON TAPE : POLYIMIDE 4mm X 30m X 0.055mm COLOR: AMBER
 3. PRODUCT SPECIFICATION PS-87831-027 APPLIES.
 4. CKT 4 & 6 HAS NO IDENTIFICATION TAG.
 5. THIS HEADER MATES WITH MOLEX:
 a) CRIMP RECEPTACLE HOUSING, 51110 SERIES WITH CRIMP TERMINAL, 50394 SERIES.
 b) 2MM MILLIGRID DUAL ROW IDT, 87568 SERIES.
 6. PARTS TO BE PACKED WITH MOISTURE BARRIER BAG.



RECOMMENDED PCB PATTERN

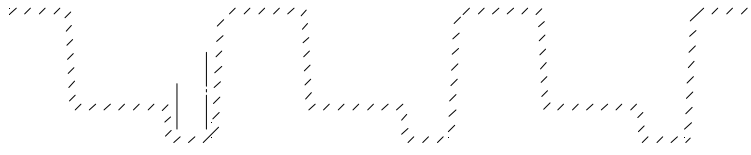
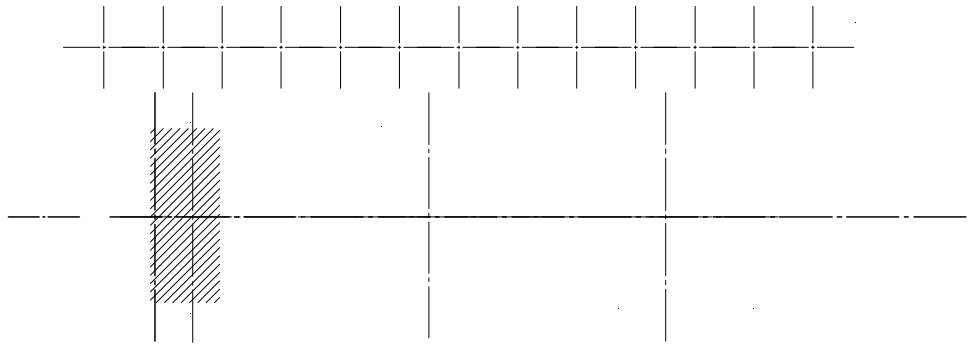
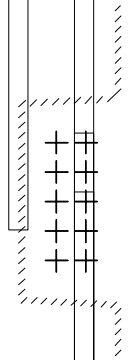
ADD MOIST BAG NOTE EC NO: S2007-0931 DRWN:GMENARLY CHKD:SKANG APPR:MLONG	QUALITY SYMBOLS ▽=0 ▽=0	GENERAL TOLERANCES (UNLESS SPECIFIED)		DIMENSION STYLE		SCALE	DESIGN UNITS	THIRD ANGLE PROJECTION			
				MM ONLY		NTS	METRIC				
				mm	INCH	DRAWN BY		DATE		TITLE	
						ATSEE		2003/10/23		MGRID, SHROUDED HEADER W/LOCKING FEATURE, R/A	
				4 PLACES		± ---		± ---			
				3 PLACES		± ---		± ---			
				2 PLACES		± 0.2		± ---			
				1 PLACE		± ---		± ---			
				ANGULAR		± 3 °					
				DRAFT WHERE APPLICABLE MUST REMAIN WITHIN DIMENSIONS		SEE TABLE					
				MATERIAL NO.		DOCUMENT NO.		SHEET NO.			
				SKT0H		2003/11/07		1 OF 2			
				MOLEX		MOLEX INCORPORATED					
				SD-87833-011							



PART NO. 8999
(ON THE LEFT HAND SIDE
OF TUBE).

WINDOW FACING
OUTWARDS

REF: ORIENTATION OF PART IN TUBE.
(FOR THE REFERENCE OF PART/TUBE ASSEMBLY.)



© THIRD ANGLE
PROJECTION