

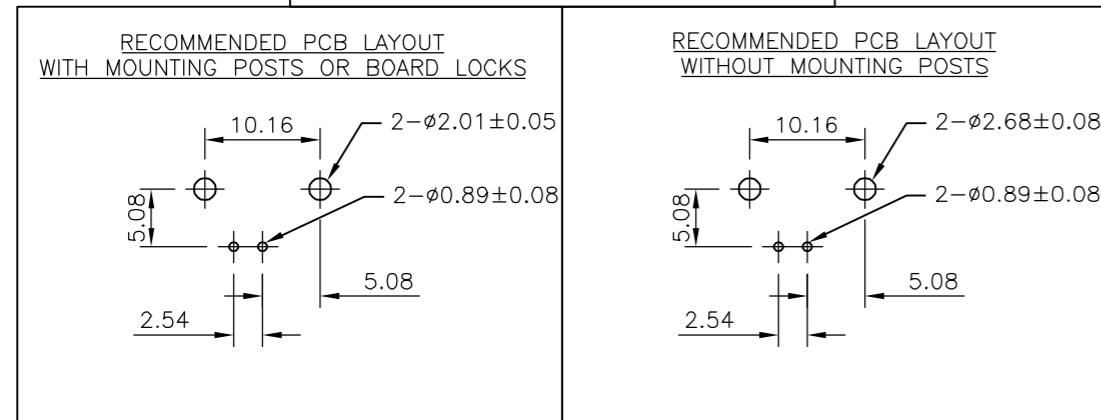
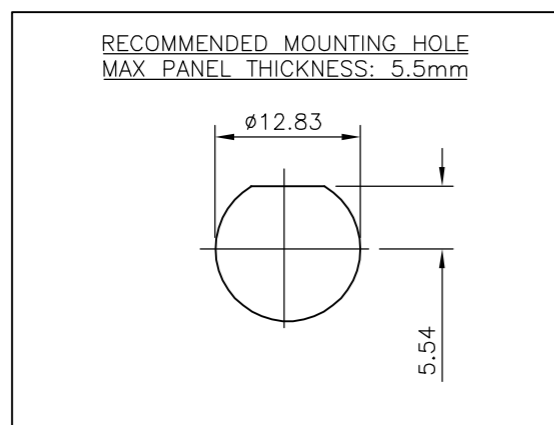
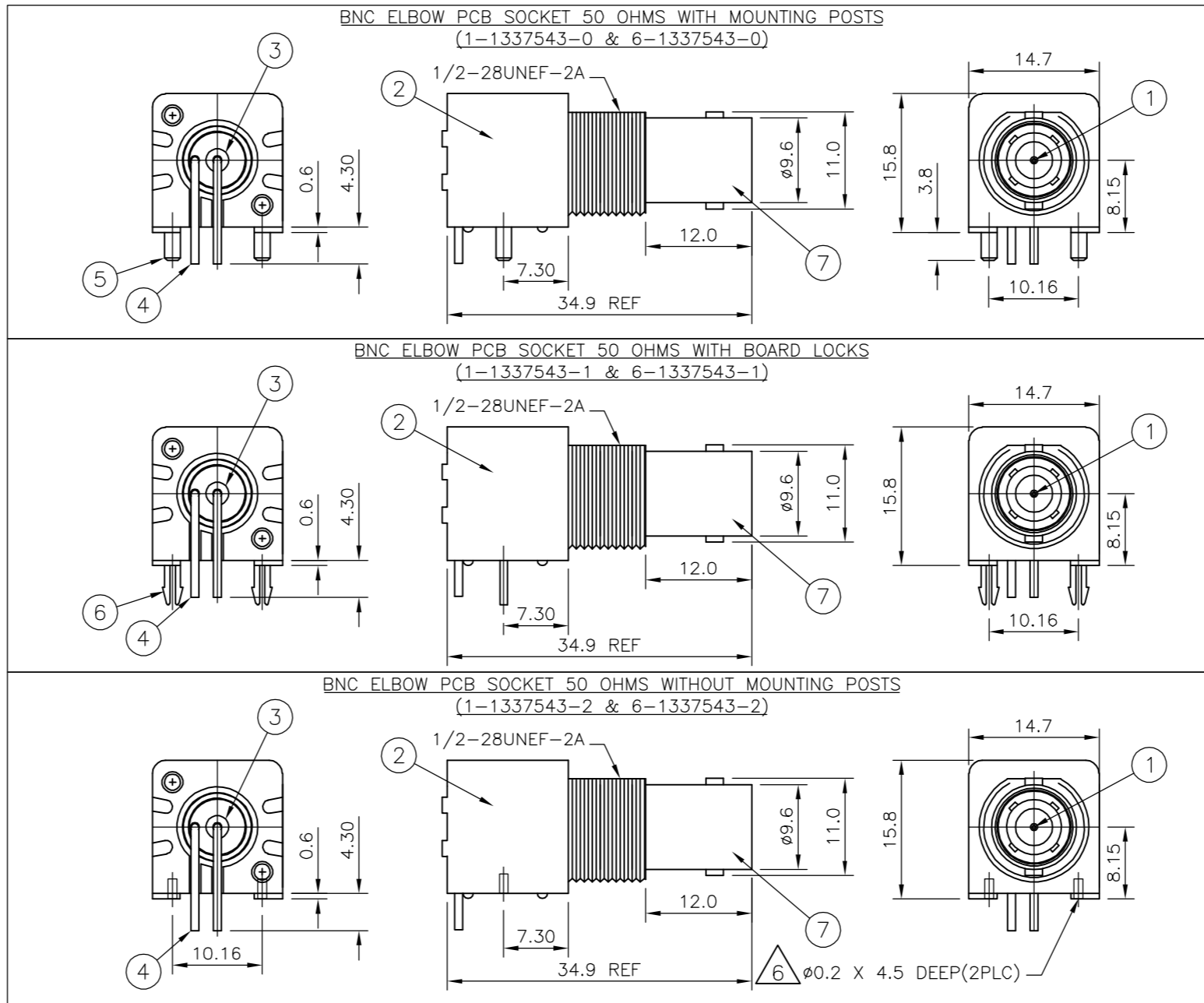
THIS DRAWING IS UNPUBLISHED. RELEASED FOR PUBLICATION AUGUST, 2005.  
 © COPYRIGHT 2005 BY TYCO ELECTRONICS CORPORATION. ALL RIGHTS RESERVED.

LOC	DIST	REVISIONS					
		P	LTR	DESCRIPTION	DATE	DWN	APVD
E	B	C		ECR-05-006587	02AUG05	JMS	FWK

- NOTES:
- ▲ SINGLE PACK IN ACCORDANCE WITH AMP SPEC 107-3275
  - ▲ 50 TRAY PACK IN ACCORDANCE WITH AMP SPEC 107-3275
  - ▲ Au PLATING OVER Ni PLATING OVER Cu PLATING
  - ▲ Ni PLATING OVER Cu PLATING
  - ▲ TIN PLATING
  - ▲ RECOMMENDED SELF-TAPPING SCREW 221108-4
  - 7. RECOMMENDED MOUNT NUT 1-1634816-0
  - 8. RECOMMENDED LOCKWASHER 1-1634817-0
  - 9. CHARACTERISTICS
 

FREQUENCY RANGE:	DC - 4GHz
NOMINAL IMPEDANCE:	50 OHMS
WORKING VOLTAGE:	500V RMS
INSULATION RESISTANCE:	5000 MOHMS
DIELECTRIC WITHSTAND VOLTAGE:	1500V RMS
CONTACT RESISTANCE:	
CENTRE CONTACT:	1.5 mOHMS
OUTER CONTACT:	0.2 mOHMS
  - 10. MECHANICAL CHARACTERISTICS
 

DURABILITY:	50 CYCLES
-------------	-----------
  - 11. FOR TECHNICAL DATA REFER TO YOUR LOCAL TYCO ELECTRONICS SALES OFFICE
  - 12. ALL DIMENSIONS ARE NOMINAL FOR REFERENCE ONLY UNLESS OTHERWISE STATED



QTY	DESCRIPTION	MATERIAL	ITEM					
1	1	1	1	1	1	ZINC DIECAST	▲ BODY	7
-	-	2	2	-	-	BRASS	▲ BOARD LOCK	6
-	-	-	-	2	2	BRASS	▲ MOUNTING POST	5
1	1	1	1	1	1	BRASS	▲ SOLDER TAIL	4
1	1	1	1	1	1	PE-606	INSULATOR	3
1	1	1	1	1	1	PBT WHITE	HOUSING	2
1	1	1	1	1	1	BRASS	▲ CONTACT	1
6--2	1--2	6--1	1--1	6--0	1--0	MATERIAL	DESCRIPTION	ITEM

THIS DRAWING IS A CONTROLLED DOCUMENT.

DWN	J.SANDWELL	02AUG05
CHK	S.PARLOW	02AUG05
APVD	F.WHEELER-KING	02AUG05
PRODUCT SPEC	108-3435	
APPLICATION SPEC	N/A	
MATERIAL	SEE TABLE	
FINISH	SEE TABLE	

Tyco Electronics Corporation  
 Bideford, UK, EX39 4HE  
 NAME: BNC R/A INSULATED PCB SOCKET  
 50 OHM WHITE  
 SIZE: A2 CAGE CODE: 00779 DRAWING NO: C=1337543  
 WEIGHT: -  
 CUSTOMER DRAWING  
 SCALE: NTS SHEET 1 OF 1 REV C