

Spezifikation für Freigabe / specification for release

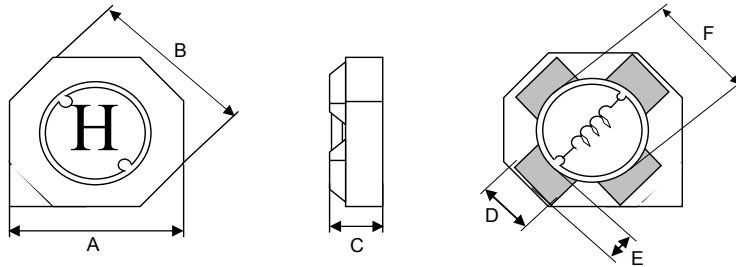
Kunde / customer :
 Artikelnummer / part number : **744030004**
 Bezeichnung : **SPEICHERDROSSEL WE-TPC**
 description : **POWER-INDUCTOR WE-TPC**

LF



DATUM / DATE : 2006-05-17

A Mechanische Abmessungen / dimensions:

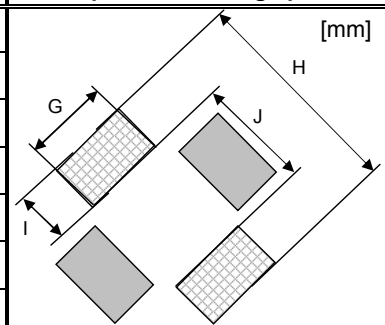


	Typ XS	
A	3.3 ± 0.2	mm
B	3.5 ± 0.2	mm
C	0.95 ± 0.10	mm
D	1.10 typ.	mm
E	0.5 typ.	mm
F	2.3 typ.	mm
G	1.3 typ.	mm
H	4.2 typ.	mm
I	1.2 typ.	mm
J	1.8 typ.	mm

B Elektrische Eigenschaften / electrical properties:

C Lötpad / soldering spec.:

Eigenschaften / properties	Testbedingungen / test conditions		Wert / value	Einheit / unit	tol.
Induktivität inductance	100 kHz / 0.25V	L	4,70	μH	± 30%
DC-Widerstand DC-resistance	@ 20°C	R _{DC typ}	0,230	Ω	typ.
DC-Widerstand DC-resistance	@ 20°C	R _{DC max}	0,290	Ω	max.
Nennstrom rated Current	ΔT = 40 K	I _N	0,48	A	max.
Sättigungsstrom saturation current	ΔL/L = -10%	I _{sat}	0,50	A	typ.
Eigenres.-Frequenz self-res.-frequency		SRF	100	MHz	typ.



D Prüfgeräte / test equipment:

HP 4274 A für/for L und/and Q
 HP 34401 A für/for R_{bc} und/and R_{DC}

E Testbedingungen / test conditions:

Luftfeuchtigkeit / humidity: 33%
 Umgebungstemperatur / temperature: +20°C

F Werkstoffe & Zulassungen / material & approvals:

Basismaterial / base material: Ferrit/ ferrite
 Draht / wire: Class F

G Eigenschaften / general specifications:

Betriebstemp. / operating temperature: -40°C - + 115°C
 Umgebungstemp. / ambient temperature: -40°C - + 85°C
 It is recommended that the temperature of the part does not exceed 115°C under worst case operating conditions.

Freigabe erteilt / general release:	Kunde / customer		
	Unterschrift / signature		
Datum / date	Würth Elektronik		
Geprüft / checked	SSt	Version 3	06-05-17
	MST	Version 2	04-10-11
	AG	Version 1	04-05-24
	Name	Änderung / modification	Datum / date

Würth Elektronik eiSos GmbH & Co. KG

D-74638 Waldenburg · Max-Eyth-Strasse 1 · Germany · Telefon (+49) (0) 7942 - 945 - 0 · Telefax (+49) (0) 7942 - 945 - 400
<http://www.we-online.de>

Spezifikation für Freigabe / specification for release

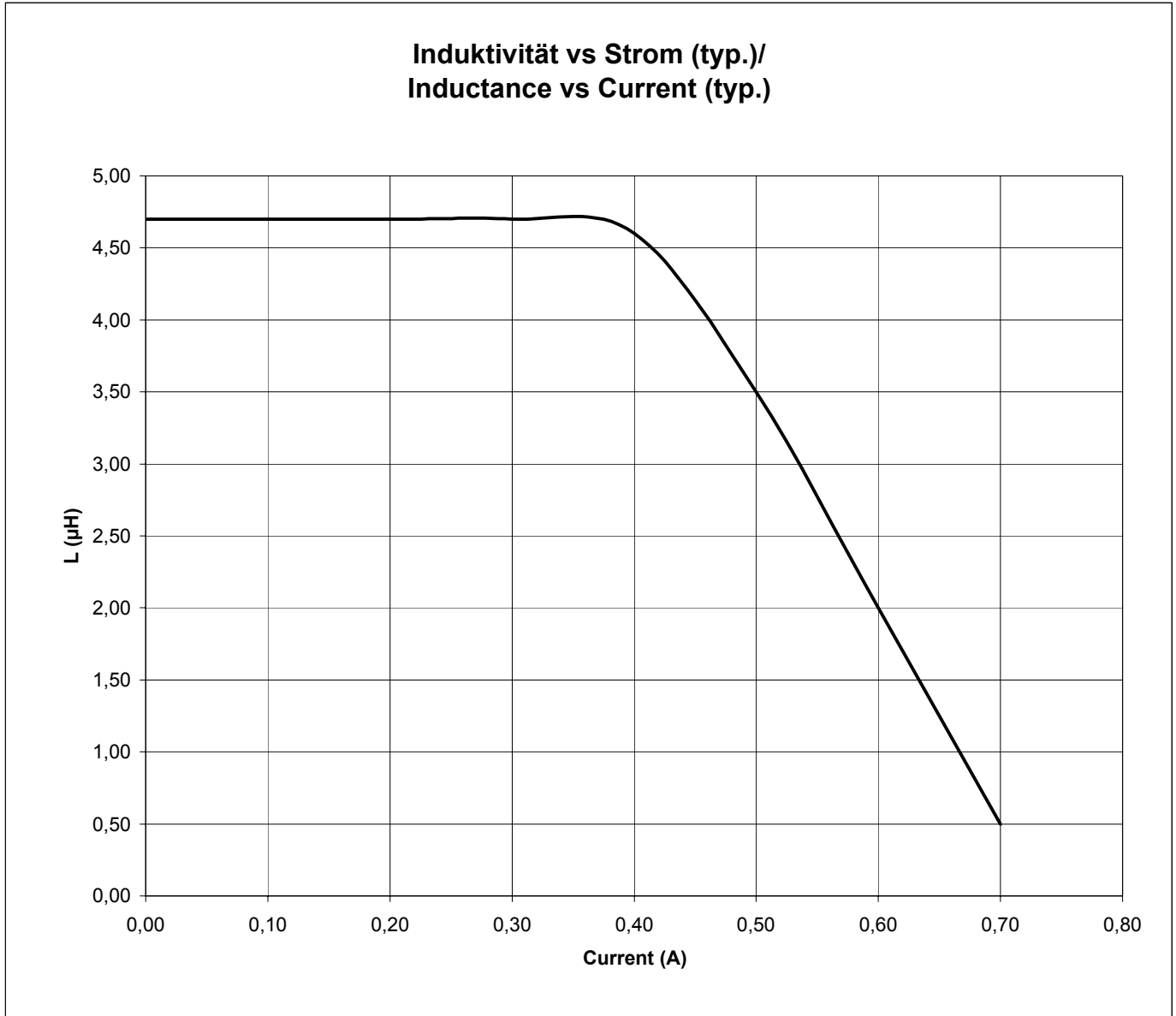
Kunde / customer :
 Artikelnummer / part number : **744030004**
 Bezeichnung : **SPEICHERDROSSEL WE-TPC**
 description : **POWER-INDUCTOR WE-TPC**

LF



DATUM / DATE : 2006-05-17

H Induktivitätskurve / Inductance curve:



Freigabe erteilt / general release:	Kunde / customer			
.....			
Datum / date	Unterschrift / signature			
	Würth Elektronik	SSt	Version 3	06-05-17
		MST	Version 2	04-10-11
.....	AG	Version 1	04-05-24
Geprüft / checked	Kontrolliert / approved	Name	Änderung / modification	Datum / date

Würth Elektronik eiSos GmbH & Co. KG

D-74638 Waldenburg · Max-Eyth-Strasse 1 · Germany · Telefon (+49) (0) 7942 - 945 - 0 · Telefax (+49) (0) 7942 - 945 - 400
<http://www.we-online.de>

Spezifikation für Freigabe / specification for release

Kunde / customer :
 Artikelnummer / part number : **744030004**
 Bezeichnung : **SPEICHERDROSSEL WE-TPC**
 description : **POWER-INDUCTOR WE-TPC**

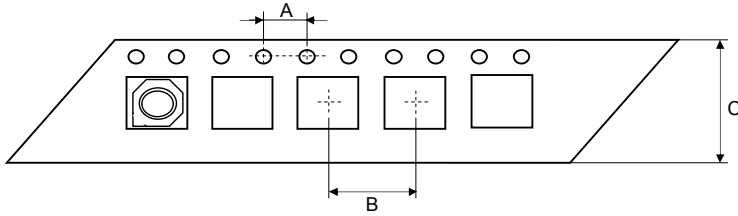
LF



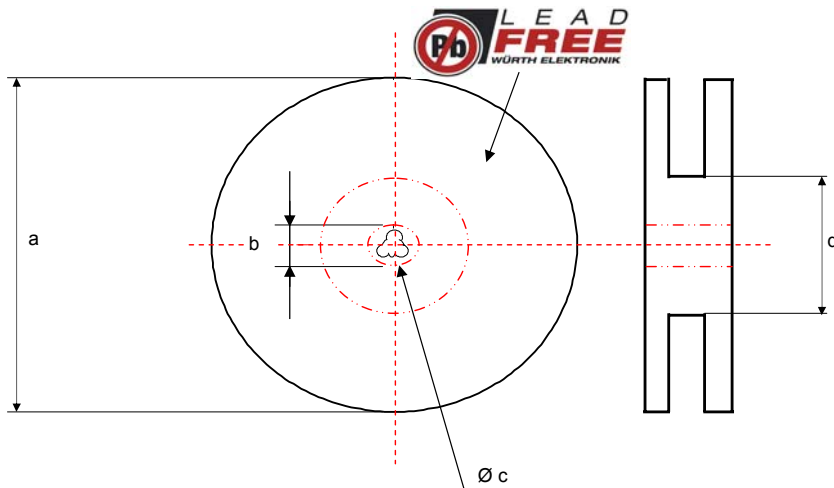
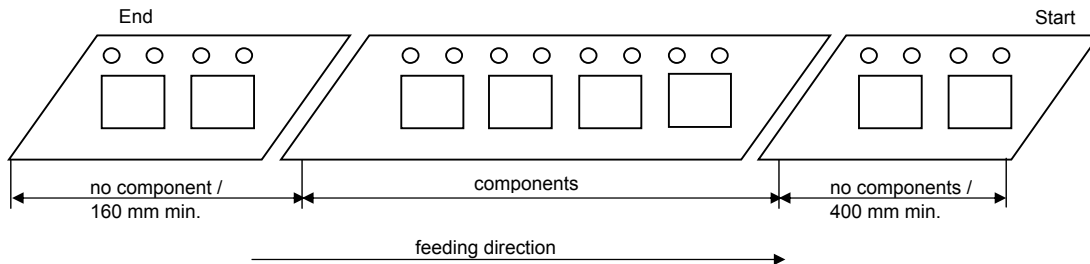
DATUM / DATE : 2006-05-17

I Rollenspezifikation / tape and reel specification:

Gurtspezifikation / Tape specification:



A	4,00 ± 0,1	mm
B	8,00 ± 0,1	mm
C	12,0 ± 0,2	mm



Rollenspezifikation / Reel specification:		
a	178,0 ± 2,0	mm
b	21,00 ± 0,8	mm
c	13,00 ± 0,5	mm
d	50,00 ± 1,0	mm

Freigabe erteilt / general release:	Kunde / customer			
Datum / date	Unterschrift / signature			
	Würth Elektronik	SSt	Version 3	06-05-17
		MST	Version 2	04-10-11
		AG	Version 1	04-05-24
Geprüft / checked	Kontrolliert / approved	Name	Änderung / modification	Datum / date

This electronic component is designed and developed with the intention for use in general electronics equipments. Before incorporating the components into any equipments in the field such as aerospace, aviation, nuclear control, submarine, transportation, (automotive control, train control, ship control), transportation signal, disaster prevention, medical, public information network etc. where higher safety and reliability are especially required or if there is possibility of direct damage or injury to human body. In addition, even electronic component in general electronic equipments, when used in electrical circuits that require high safety, reliability functions or performance, the sufficient reliability evaluation-check for the safety must be performed before use. It is essential to give consideration when to install a protective circuit at the design stage.

Würth Elektronik eiSos GmbH & Co. KG

D-74638 Waldenburg · Max-Eyth-Strasse 1 · Germany · Telefon (+49) (0) 7942 - 945 - 0 · Telefax (+49) (0) 7942 - 945 - 400
<http://www.we-online.de>