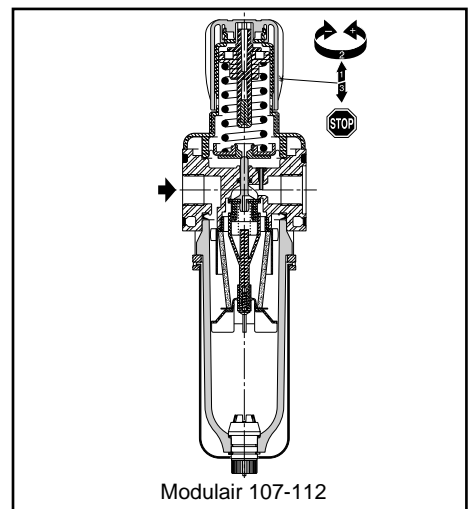


## PRESENTATION

- Quick installation and connection to systems: filter, regulator and lubricator functions in a "single unit"
- Light weight and robust design for direct installation on rigid piping
- Assembly of additional components without pipes or fittings: with "standard" kits

## SPECIFICATIONS

FLUID	: Compressed air and neutral gas		
RANGE	MODULAIR		
PORTS	105	107	112
MAX. INLET PRESSURE (bar)	G1/8 - G1/4	G1/8 - G1/4	G1/4...G1/2
at 23°C	12	16	16
at 50°C	10	10	10
CONTROLLED PRESSURE (bar)	0,5 - 8	0,5 - 10	0,5 - 10
	See options for other values		
HYSTERESIS (bar)	0,35	0,3	0,2
AMBIENT TEMPERATURE (°C)	0°C à +50°C		
MAX. FLOW (Qv at 6,3 bar)	See table below and charts		
REGULATOR	Self-relieving		



## INDIVIDUAL SPECIFICATIONS AND CONSTRUCTION

- MODULAIR 105  
Filtering capacity: 25 µm (5 µm on request)  
Semi-automatic drain (operating pressure: min. 1.2 bar)  
Regulating device with a **rolling** diaphragm (very low hysteresis)
- MODULAIR 107 and 112 ranges  
Filtering capacity: 25 µm or 5 µm (10 and 50 µm on request)  
Semi-automatic drain (operating pressure: min. 1.2 bar)  
or automatic (operating pressure: 2 to **10 bar** max.) or manual  
Metal bowl for Modulair 112 range (see page 26)  
Regulating device with a **rolling** diaphragm (very low hysteresis)

## INSTALLATION - MAINTENANCE

Systems must be installed with the bowls in vertical position (at the bottom). Air flow direction indicated by arrow and "IN" - "OUT" marking on the body (Modulair 105). Use an alkaline solution (soapy water) and not a solvent for cleaning the polycarbonate bowls and sight glasses

## CHOICE OF EQUIPMENT

port size	MODULAIR range	bowl capacity (cm³)	filtering capacity (µm)	controlled pressure (bar)	maximum flow (at 6.3 bar pressure setpoint and ΔP of 1 bar / setpoint)		code				
					l/min (ANR)	dm³/s (ANR)	semi-automatic drain with 0-12 bar gauge (1)		automatic drain with 0-12 bar gauge (1)		without gauge
<b>25 µm filtration - 0.5 - 8/12 bar adjustment - Polycarbonate bowl WITH protector (2)</b>											
G1/8	105	28	25	0,5-8	550	9	40	34225203	34225201	-	-
G1/4	105	28	25	0,5-8	650	11	40	34225204	34225202	-	-
G1/8	107	50	25	0,5-10	700	11,7	40	34204049	34204045	-	-
G1/4	107	50	25	0,5-10	1500	26	40	34204050	34204046	-	-
G1/4	112	114	25	0,5-10	1800	30	50	34203086	34203080	34203135	34203129
G3/8	112	114	25	0,5-10	3000	50	50	34203087	34203081	34203136	34203130
G1/2	112	114	25	0,5-10	3900	65	50	34203088	34203082	34203137	34203131
<b>5 µm filtration - 0.5 - 10/12 bar adjustment - Polycarbonate bowl WITH protector (2)</b>											
G1/8	107	50	5	0,5-10	600	10	40	34204055	34204051	-	-
G1/4	107	50	5	0,5-10	1100	18	40	34204056	34204052	-	-
G1/4	112	114	5	0,5-10	1500	25	50	34203098	34203092	34203147	34203141
G3/8	112	114	5	0,5-10	2500	42	50	34203099	34203093	34203148	34203142
G1/2	112	114	5	0,5-10	2500	42	50	34203100	34203094	34203149	34203143
<b>25 µm filtration - 0.5 - 8/10 bar adjustment - Polycarbonate bowl WITHOUT protector</b>											
G1/8	105	28	25	0,5-8	550	9	40	34225123	34225121	-	-
G1/4	105	28	25	0,5-8	650	11	40	34225124	34225122	-	-
G1/8	107	50	25	0,5-10	700	11,7	40	34204073	34204069	-	-
G1/4	107	50	25	0,5-10	1500	26	40	34204074	34204070	-	-
G1/4	112	114	25	0,5-10	1800	30	50	34203372	34203340	34203378	34203375
G3/8	112	114	25	0,5-10	3000	50	50	34203373	34203341	34203379	34203376
G1/2	112	114	25	0,5-10	3900	65	50	34203374	34203342	34203380	34203377

(1) 0-10 bar pressure gauge in Modulair 105 range

(2) Adjustment range 0.2 - 3 bar and other values on request

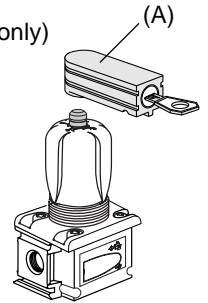
## ACCESSORIES AND OPTIONS (see overleaf)

**ACCESSORIES** see page P710-41

**OPTIONS**

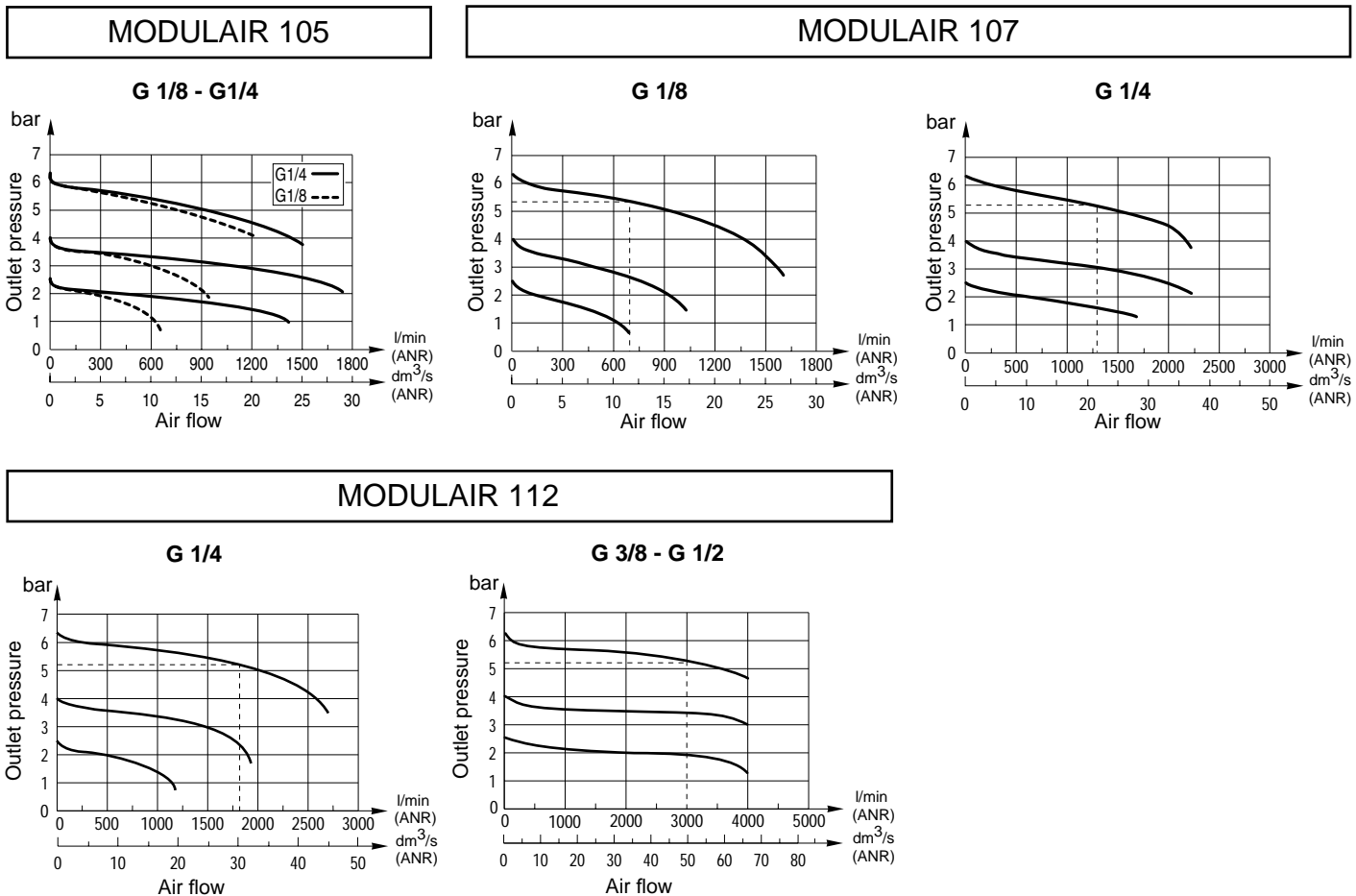
**FOR FILTER/REGULATOR**

- Metal bowl equipped with semi-automatic, automatic or manual drain for Modulair 112 range (see page 26)
- Polyamide bowl with protector for use in solvent-charged environments (Modulair 107 and 112 ranges)
- Manual drain for Modulair 105, 107 and 112 ranges - code **662563** (Modulair 112 - fits on semi-automatic drain only)
- Filtering capacity:
  - 5 µm : (consult us for Modulair 105 range)
  - 10 µm: code **662555** (Modulair 107 range) - code **662535** (Modulair 112 range)
  - 50 µm: code **662556** (Modulair 107 range) - code **662536** (Modulair 112 range)
- Key locking device for adjustment knob, attached to knob, supplied installed on regulator, code: **662561** for Modulair 107 range, **662554** for Modulair 112 range
- Key locking device (A), supplied separately, code: **34303050** (fits Modulair 107, 112 ranges)
- Adjustment range: 0.2 to 3 bar, for Modulair 105, 107 and 112 ranges (provide 40/50 mm dia. 0 - 4 bar pressure gauge)  
0.5 to 12 bar, for Modulair 107 and 112 ranges (provide 50 mm dia. 0 - 16 bar pressure gauge)
- Equipment for use in potentially **explosive atmospheres** caused by dusts or gases (ATEX Directive 94/9/EC)



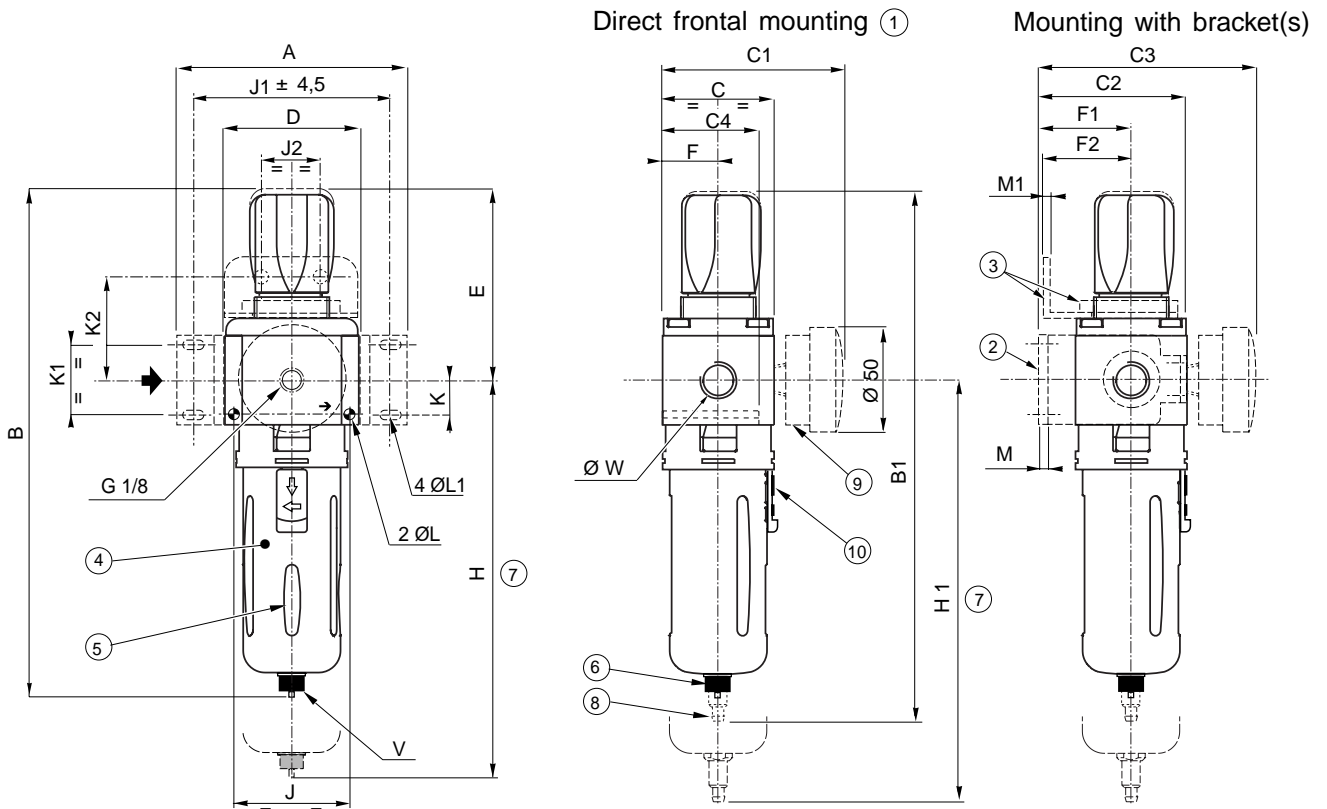
zones	⊕ classification	gas group	ATEX option code				
			Modulair 105	Modulair 107		Modulair 112	
				with bowl protector	without bowl protector	with bowl protector	without bowl protector
2-22	II3GD c T 85°C (T6)	IIA-IIB-IIC	<b>612077</b>	<b>612073</b>		<b>612021</b>	
1-21	II2GD c IIB T85°C (T6)	IIB	<b>612076</b>	<b>612072</b>		<b>612023</b>	
	II2GD c IIC T85°C (T6)	IIC	-	<b>612064</b>	-	<b>612062</b>	-

**PRESSURE LOSS VERSUS AIR FLOW CURVES**



**DIMENSIONS AND WEIGHTS**

**MODULAIR 107 - 112**



range	Modulair 107	Modulair 112
Ø W	G1/8 G1/4	G1/4 G3/8 G1/2
Bowl (cl)	7	12
A	83	112
B	213	251
B1	-	262
C	42	55
C1	76	87
C2	61	73,5
C3	95	105
C4	38	47,5
D	42	66
E	79	94,5
F	21	27,5
F1	40	46
F2	42	42
H	190	221,5
H1	-	232,5
J	32	57
J1	68,5	96
J2	29	29
K	10	17
K1	28	33,5
K2	37,5	42,5
ØL	4,1	5,5
ØL1	4,5	5,5
M	3	4
M1	2	2
V	G1/8	G1/8
Weight (kg)	0,380 <sup>(1)</sup>	0,830 <sup>(1)</sup> 0,910 <sup>(2)</sup>

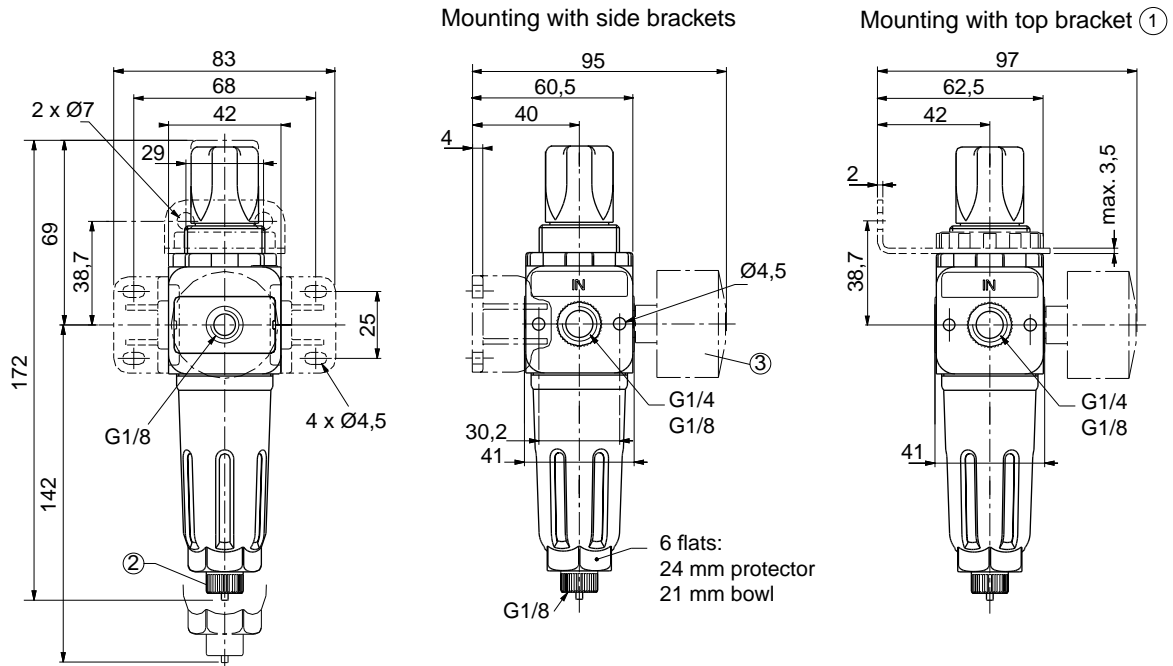
- ① Direct frontal mounting: 2 holes of dia. L and depth C4
- ② Mounting with 2 side brackets (accessory)
- ③ Mounting with top bracket and mounting ring (accessory)
- ④ Metal bowl protector with transparent polycarbonate bowl
- ⑤ Metal bowl protector with transparent polycarbonate bowl
- ⑥ G 1/8 connectable semi-automatic drain
- ⑦ Clearance necessary for bowl removal
- ⑧ Automatic drain with fitting for connection of 6 mm ID hose (Modulair 112 range)
- ⑨ 40 mm dia. pressure gauge (Modulair 107 range)  
or 50 mm dia. pressure gauge (Modulair 112 range)
- ⑩ Protector unlocking button

(1) Weight without pressure gauge  
(2) Weight with automatic drain

**DIMENSIONS AND WEIGHTS**

Weight : 0,190 kg

**MODULAIR 105**



- ① Mounting with top bracket (accessory) and mounting ring
- ② Semi-automatic drain, connectable to G1/8 port

- ③ 40 mm dia. pressure gauge